




ANNUAL REPORT



2017



ANNUAL REPORT

2017

HONOUR BOARD.....	3
OFFICE BEARERS & SPORTING PANELS	5
PRESIDENT'S REPORT	7
CEO REPORT.....	9
DEVELOPMENT REPORT	13
STATISTICS	21
CIRCUITS LICENSED	27
FINANCIAL STATEMENTS	29
SPEEDWAY	55
ENDURO.....	57
ROAD RACING	59
HISTORIC.....	61
TRIAL	63
MOTOCROSS REPORT	65
WOMEN'S COMMITTEE REPORT.....	67
STATE CHAMPIONSHIP RESULTS.....	69
STATE CALENDAR 2017	73
NOTES	75

HONOUR BOARD

2017

Sportsman Award

2004 Barry Barton
2005 Rob Woffinden/Bruce Russell
2006 Tim Price
2007 Bethwyn Gaisford
2008 Jodie Stabback
2009 Rob Pollard
2010 Ryan Lancaster
2011 Luke Gaisford
2012 Bryan Staring
2013 Simone Gaisford
2014 Jessica Derrin
2015 Joshua Sheehan
2016 Jessica Moore
2017 Luke Gaisford

Patron's Award

2004 Bryan Staring
2005 Lewis Nolan/Jake Pruitti
2006 Tai Woffinden
2007 Courtney Hirst
2008 Alex Nolan
2009 Jessica Moore
2010 Cameron Heeps
2011 Scott Kramer
2012 Caleb Grothues
2013 Chris Bosnakis
2014 Caleb Grothues
2015 Regan Duffy
2016 Kayden Minear/Tahlia O'Hare
2017 Kayden Minear

Coach of the Year

2013 Simon Price
2014 Michael Addison
2015 Mark Gill
2016 Robert Wasley
2017 Peter Hamer

Volunteer of the Year

2011 Debbie Robertson
2012 Peter Strickland
2013 Anita Fellowes
2014 Jo Garner
2015 Natasha Buzacot
2016 Sharon Rykers
2017 Justin Shepherd

Official of the Year

2011 Peter Smith
2012 Trevor Newman
2013 Chris Simon
2014 Tracy Simpson
2015 Kerrie Collier
2016 Peter Smith
2017 Paul Hinds

Club of the Year

2011 BSA&HD
2012 Pathfinders
2013 Wanneroo JMC
2014 WA JMC
2015 Trail and Enduro
2016 Offroad Riding Club of WA
2017 Supermoto Club of WA

Most Improved Club

2012 Beverley and Districts
2013 Broome
2014 Vintage
2015 Cranbrook and Districts
2016 Goldfields
2017 Speedway MC of WA

HALL OF FAME

Jeff Leisk	MX, Industry
Chum Taylor	Speedway
Trevor Laurance	Administration
John Rock*	Trial, Road Race, MX
Peter Nicol	Road Race, MX
Dennis Nash	Speedway
Dale Britton	MX
Charlie West	Road Race, MX
Ritchie Kings*	MX
George Scott	Road Race
Graeme Smythe	MX
Julie Rodier	MWA Administration
Gordon Renfree	MX
Neville Cutts	MX
Robert (Bob) O'Leary	MX, Speedway, RR

OFFICE BEARERS & SPORTING PANELS

2017

PATRON

BOARD

PRESIDENT/MA DELEGATE Peter Clark

VICE PRESIDENT Tracy Simpson

DIRECTORS Decima Johns, Joe McCarthy (ret)
Paul Hinds (ret), Brendan Taylor, Cornel
Scheibling.

CHIEF EXECUTIVE OFFICER Rick Gill

MWA STAFF

Finance	Monica Leber
Reception/Administration	Nathalie Pitt
Licensing	Jo Back
Projects	Mark Gill
Training & Development	Hannah Lawton, Janine Wragg (res)
Media	Linda Russell

SPORTING PANELS

ENDURO Jeremy Connor
Mark White
Collin Jennings
Winton Lawton
Peter Campaign
Sam Iacobellis

HISTORIC Chris Mercer
Annette Tregger
(no quorum)

MOTOCROSS Paul Bagnall
Gerald Connelly
Michael Murphy
Warren Littlefair
Brad Andrews

TRIAL Phillip Drew
Simon Price
Ben Dumitro
Robin Ferguson
Peter Stafford
Dick Yates

ROAD RACING

Denise Stronach
Colin Cameron
Tim Simmons
Glenn Lowe

SUPERMOTO

(no quorum)

SPEEDWAY

(no quorum)

AUDITOR

Nazneen Randeria of Reliance Auditing Services

**OFFICIALS' TRAINING
COURSE PRESENTER'S**

Darral Holman, Peter Smith, Steve Scragg,

**COACHES TRAINING
COURSE PRESENTER'S**

Mark Gill

**WESTERN AUSTRALIAN
SPORTS FEDERATION
DELEGATE**

Rick Gill

President's Report

Presented by Peter Clark

I would like to welcome you and thank you for your attendance at the 2018 AGM.

This year has presented to be one of the hardest years for MWA, I believe in its history.

We are still dealing with the on-going issues at Barbagallo raceway which has had a severe impact on MCRC and also MWA business. We note that we are very close to being able to get bikes back at Barbagallo with the co-operation of MCRC executive using a speed management control system at certain points on the track which will allow Level 1 and Level 2 activities to take place. I would also like to thank members of MCRC for their time and commitment in the erection of tyre walls and the engineering and design for speed restriction devices.

I would like to thank the Honourable Mick Murray, Minister of Sport, for his input and on-going support for motorcycling in WA, this is greatly appreciated. I know at times the friendship has been pushed by committed and enthusiastic members to get bikes back to Barbagallo, at times this has been controversial but also demonstrates the passion of our members and riders to return to the raceway.

There has been dis-harmony between MWA and some of our affiliated clubs, we have tried to work with these clubs to encourage them to remain affiliated with MWA and MA with no success. This does not mean we will not continue to encourage these clubs to re-affiliate in the future.

We have had 3 new clubs and 1 agricultural college affiliate this year, namely, Quad Riders WA, AJS Trials, Desmo Owners Club, and Harvey Agricultural College.

Within this last year, Australian Titles were run very successfully and with great results for some West Australian riders, the two events were SuperMoto at Wanneroo Kart Raceway and X-Trials, indoors at HBF Stadium. Congratulations to the organisers and competitors of both these events.

Our private promoters continue to contribute to our sport in professionalism and rider numbers. Manjimup 15000 is an iconic event in Australia and through its dedication and commitment by Dirthigh Promotions its

success and other events keep on growing. Thank you to all involved.

The new Speedway track at Pinjar Park has been licenced for practice and will be licenced for competitive racing in the near future. Collie Motorplex has been transformed over the last twelve months and is in the final stages of completion for licencing.

Our Women's Committee and the dedicated team of women within our sport have excelled this year, not only in the growth of numbers in the sport and gaining recognition from promoters and clubs, they have achieved the ultimate recognition and reward for their continued development within the sport. In 2016, the Women's committee were recognised by DSR, and this year they were winners of the FIM Women in Sports Award, which was presented to Tracy Simpson and Chelsea Blakers at the FIM Awards night in Andorra on behalf of the Committee and riders and all that have contributed to the development of women racing in WA.

In 2017, MWA staff organised and put together another fantastic JET Camp for elite riders which was held at Woodman's Point. All participants, male and female, were treated to a highly professional and informative camp, this included, several guest speakers from training and nutrition and personal development. This was also the first time that WAIS have been involved. There have been truly some successful outcomes for some of the participants.

MWA is financially sound but has been challenged in the last year with the loss of income, mainly due to the suspension of racing at Barbagallo. The Board in conjunction with our CEO, Mr Rick Gill, have been able to contain expenditure but accept that in this current year we will have a potential loss. MWA is dedicated to being able to maintain and deliver its services and requirements to all our associated clubs into the future. We also recognise the hardships that some clubs are enduring and the fee structure to Clubs and riders have been reduced in most areas.

MWA, through its dedicated staff are working on various programmes to be able to assist

Clubs and Officials, some of those projects are :-

- Back to Basics program,
- the introduction of Ridernet,
- developing a Club Portal online with all current information to all Clubs,
- setting up on-line Official courses,
- carrying out interviews with 40 Clubs throughout the whole of WA,
- Implementing Junior training programmes to Clubs,
- Continuous working with DSR and Healthway regarding grants and initiatives,
- Constantly keeping our clubs and membership up to date through our various media,
- and other ongoing initiatives.

I would like to thank our 5 staff members, Monica, Natalie, Jo, Hannah and Mark, our contract media officer Linda, and our CEO, Rick for their time, effort and dedication they put into the sport. At times they have been unfairly targeted by members with some misguided views but have continued to work at a professional level. I would also like to thank the on-going support of our current and past Board Members and their on-going commitment to the sport.

I would like to acknowledge the continued support and initiative shown by Clubs, Committees and Panels which have produced professional and well-run race meetings. Our State Championships which are run and continuing to be developed into some of the best organised meetings in Australia, in my opinion. This is recognised at our annual Night of Champions, where not only State Champions are crowned, our Clubs and Volunteers are recognised and appreciated.

Without the ongoing support of volunteers, members, riders and officials, without you we would not have a sport which we are all passionate about in WA. We thank you very much.

Peter Clark
President

2017 CEO Report

As predicted, 2017 was well and truly defined by the challenges presented by the closure of Barbagallo to road racing. Your team has worked tirelessly to overcome the problems presented to us and I would like to acknowledge the assistance of your President Peter Clark and the CEO of MA Peter Doyle. We all have been unwavering in leaving no stone unturned to ensure activity returns to the circuit sustainably and without the organisational risk that currently exists.

We are well down that path and further thank the Minister for Sport the Hon. Mick Murray and his department for their assistance. I expect by the next AGM in 2019 there will be better news to report as far as actual activity on the track which at the time of writing is very close.

On the upside, Collie Motorplex extension is nearing completion which will add an exciting new opportunity for all road racing, modern and historic. Ironically in 2019 we may very well be spoilt for choice, particularly with a proposed new privately-owned venue at Keysbrook.

That is a problem that we are very much looking forward to having.

The other major issue we are looking to address is the disaffiliation of some of our motocross clubs away from MWA. This is a huge concern, not just for the reduction in income, but for the difficulty presented that a fragmented sport makes to developing the whole sport to its fullest potential.

Your board and management has recognised the financial stress on clubs with the economy still in a downturn, and reduced fees to record lows. While MWA was the cheapest state to operate in, it is now very much cheaper.

Our predictions are the economy is starting to recover, and with it participation in what is understandably an expensive sport. In the meantime we will be running at minimal costing to ensure clubs remain viable.

We have a consultant currently working with clubs reviewing the services we offer to our member clubs, and this will be guiding us in what is offered into the future. The consultant

is visiting all clubs, including those not currently affiliated.

FINANCES

For 2017, the bottom line for our finances was within expectations albeit operating at a loss. For 2018 we have elected to once again run a deficit budget to support clubs and their members. Our healthy reserves which have been built up to allow for rainy days is being put to this purpose.

It has been difficult providing the level of service that has become to be expected, however thanks to your staff this has been achieved, and noted by our auditor.

I once again encourage members to read the audit report and to ask questions.

We thank our partners in **Department of Local Government, Sport and Recreation, and Cultural Industries (DSR)**, and **Healthway** without which our major programs would not be possible. In particular the department on top of the financial support provide substantial direction to ensure your sport is run as efficiently as possible.

While licence numbers are down, participation has held up comparatively well, though still down.

Continued thanks to our Finance Officer who has knocked the accounting system into shape and ensured the financial department is running at 100% efficiency.

GOVERNANCE

Good and effective governance remains a priority. Some minor amendments to the constitution have been made to comply with the new Act, and accepted by the Dept. of Commerce.

The board have undertaken a performance review in conjunction with the Department of Sport, and while there are areas of improvement, MWA compares very favourably to much larger and more resourced organisations.

With some retirements, MWA has recruited some new members in Brendan Taylor, who has a road race background, and Cornel Scheibling who comes from trial. Both bring a wealth of corporate experience along with their knowledge of the sport.

WOMENS PROGRAM

The MWA Women's program is going from strength to strength, led by the Women's committee members. We were all very excited to learn that the program was the winner of an FIM award, *Women in Motorcycling* which was presented at the FIM awards ceremony held in Andorra. Tracy Simpson, the chair and Chelsea Blakers both travelled to Andorra to receive the award for MWA, and we are all very proud of this fantastic achievement. It was very difficult to keep this a secret until the award was presented.

OTHER PROGRAMS

Our MotoSafe program is well received in schools, and we continue to put the MWA brand and our clubs right in front of potential new members, there was some tweaking with new media.

Minikhana has been rebranded as MiniX and with a fresh new name comes a fresh new approach. This has been well accepted by the participants and is going from strength to strength. There is now a core group of coaches taking the program under their wing and we hope to see continued success into the future.

GOMOTO RIDE PARK and COME & TRY

2017 saw a rebranding and revision of both of these programs to make them more distinct.

GoMoto is now aimed to be more commercial in nature and is designed to be an easy program for clubs to operate primarily to take advantage of those wishing to simply ride. The clubs that ran these according to MWA guidelines saw many riders attend with great and profitable results, all clubs should be seriously considering running 2 or 3 of these per season to add to the club bottom line.

Come and Try has gone back to what it should be – coming and trying the club. These are low or no cost events structured at attracting new riders and come with the ability to issue free licences. New for 2018 is the ability to trade up the free one-day licence for a free 3 month licence, which is already proving popular. This is a national program initiated by MWA based on the success of the FREE Mini licence program, which this replaces. All clubs are strongly encouraged to participate in the Come and Try program,

every club that has run one of these has produced great results.

RISK MANAGEMENT

In general, a great deal of apathy exists in addressing the very real risk that exists at club level. I commend those clubs that are proactive in ensuring that sound risk management principles are undertaken at their club and events, not just in managing risk of injury, but extending to financial, reputational and corporate risk.

The new Incorporations Act 2015 is quite clear that the members of the committee are responsible for addressing risk in a reasonable manner.

Some of the areas that our clubs need to pay particular attention to at the committee level is ensuring tracks are maintained to the track Guidelines 2012, the works programs agreed post inspection are carried out, proper consideration is given to club finances, and Working With Children checks are undertaken in accordance with the Working With Children Act.

It is a difficult job becoming a club committee member, and I applaud those that put their hand up to better their sport, however it does come with legislated responsibility. Remember, a committee decision is (or lack of a decision) is a decision that binds every committee member equally whether as an individual you are knowledgeable in that area or not.

OPERATIONS

Last year saw our workforce stabilise which has been welcomed. We welcome Mark Gill and Hannah Lawton to our Development team with both bringing a wealth of club, coaching and officiating experience to MWA.

Jo has taken on the task of implementing Rldernet within our club system and this is progressing steadily. Rldernet is constantly improving and while some initial teething issues are running well for those club already onboard. We expect Rldernet to get much better as time goes on and encourage all clubs to be on board. We did abandon our E-Cal club calendar initiative that would have linked all club calendars to the MWA calendar, and have MWA take on the task of maintaining every club calendar, unfortunately it was proving difficult for clubs to forward calendars. We have reverted to a annual calendar system and while these are

now not linked, all events are planned to be on the MWA website for easy reference.

With a new media plan has come greater success in promoting our sport. The website has undergone a makeover, and we anticipate a new more modern site shortly as MA and the other states head to a common platform. MWA media is outperforming most other states.

NIGHT OF CHAMPIONS

The Night of Champions is the jewel in the crown for MWA. It is the pinnacle event for which the organisation ultimately exists, which is to recognise and conduct state championships across the disciplines.

Ultimately the Night of Champions is more than a presentation of state championships – notwithstanding this outstanding achievement of our winners. It has become a celebration of all things high performance and provides an aspiration for all.

We welcome Neville Cutts and Bob O’Leary into that exclusive Hall of Fame club, both continue to be an inspiration.

Our club of the year was Supermoto club who had an outstanding year and the most improved club was Speedway MC of WA. Club of the year and most improved are selected from achieving set KPI.

We congratulate all of our state champions.

IN CONCLUSION

While 2017 was a tough year, and we expect 2018 to be equally as hard, there is considerable light at the end of a very long tunnel. We expect Barbagallo to be back in action in a limited capacity, and with the extensions to Collie complete more activity at this great venue.

Combined with a strengthening economy should see a move back to positive territory by 2019 or 2020.

Your president and CEO continue to push the WA position very strongly at the MA level and are active to ensure that good initiatives are considered. It is difficult to shift parochial views however and we continue to push for national change.

Your staff in Monica, Nathalie, Jo, Mark, Linda and Hannah all work tirelessly to make your sport better, and this extends into after hours and weekends. I very much appreciate the support given to myself and the sport in this regard, we are lucky to have you.

Finally, our volunteers, none of this would be possible without you, from the canteen workers, flag marshals, time keepers, our stewards and referees, you all provide your time and do it because you believe in our sport. Thank you.

Development Report

2017 - Presented by Hannah Lawton and Mark Gill

In 2017 the MotoSafe program was presented to 1702 children from 16 schools across Western Australia. Over the last 10 years we have talked to over 25,000 children from Perth, the Eastern Wheatbelt, and the southwest. MWA, through the MotoSafe program, continues to present the message of "safe and responsible riding" to families throughout WA and of course has encouraged all of the children with bikes to join affiliated clubs.

Listed below are the schools that MotoSafe has visited and numbers of children that have attended our presentations. With the ongoing promotion of free 3-month recreational licenses and some clubs offering free memberships to new juniors, the MotoSafe program works well to promote junior motorsport in WA

2008
2009
2010
2011
2012
2013
2014
2015
2016
2017

Total 2008 - 1990 children
Total 2009 - 3007 children
Total 2010 - 1773 children
Total 2011 - 3583 children
Total 2012 - 4305 children
Total 2013 - 2612 children
Total 2014 - 2612 children
Total 2015 - 2525 children
Total 2016 - 2040 children
Total 2017 - 1702 children

SCHOOL VISITED	DATE	NUMBER OF PRESENTATIONS	TO YEARS	TOTAL STUDENTS
Lancelin PS	02/03/2017	3	PP-Year6	120
Dwellingup Primary	14/03/2017	2	PP-Year6	50
Bungaree Primary	26/04/2017	2	PP-Y6	110
Yarloop Primary	23/05/2017	2	PP-Year6	50
Gosnells Primary	30/05/2017	3	Years 1-6	150
Gosnells Primary	31/05/2017	3	Years 1-6	150
Alanjarra Primary	26/06/2017	3	Years 4-6	130
Wundowie Primary	27/06/2017	2	Years 4-6	80
Cunderdin Primary	27/07/2017	3	PP-Year6	150
Toodyay DHS	09/08/2017	3	PP-Year6	140
Pickering Brook	10/08/2017	2	Years 3-6	62
East Waikiki PS	17/08/2017	3	Years 4-6	150
Bassendean PS	23/08/2017	3	Years 4-6	75
Pingelly Primary	31/08/2017	3	PP-Year6	150
Shenton College	09/11/2017	2	Years 7-12	60
Allanson PS	24/11/2017	3	Years PP-6	75
		42		1702

COACHING

In 2017, MWA conducted 3 – 2 day combined Level 0 and Level 1 Coaching courses. They were held in our Perth office, Jerramungup and Esperance.

16 new coaches were accredited as Level 0 coaches as a direct result from them attending these seminars.

The 2017 Junior Elite Rider Training Camp was held from Monday the 10th of April to Thursday the 13th of April at the Woodman Point Recreation Camp at Woodman Point, Coogee. Seventeen riders were selected to attend the camp.

Adam Haines	Road Race
Avril Gill	MX/Enduro
Bevan Barnett	MX
Blake Jendrzejak	MX
Callum O'Brien	Road Race
Chloe Cooper	MX/Enduro
Chris Bogdan	MX/Speedway
Elise Beattie	Enduro
Harry Slot	MX
Jack Court	MX
Jessica Byas	Enduro
Kyle Elliot	MX
Lawson Harper	Enduro
Lewis Moloney	MX
Revonn Nieuwoudt	MX
Scott Topping	Road Race
Tahlia O'Hare	MX

The 2017 camp represented a good cross section of our sport and proved once again that there is considerable interest in developing “off the bike” skills and knowledge in our young riders across all disciplines.

Feedback on course content, strategies and the camp environment from the participants and subsequently from their parents was very positive. The consensus from the riders was that they had improved their knowledge and understanding of the basics of personal preparation for motorcycle sport as well as having a challenging and enjoyable time.

We would like to thank the following Instructors and Specialist presenters who were responsible for the success of the camp.

- **Mark Gill** Level 2 Motorcycle Sport Coach, MWA Instructor and Camp leader
- **Janine Wragg** MWA Instructor and Camp Leader

- **Daniel Banks** Level 2 Motorcycle Sport Coach, MSA and Camp leader
- **Boris Kazakov** Nutritionist, Sports Dietitian and Course Presenter
- **Heather McGregor-Bayne** Sports Psychologist and Course Presenter.
- **Graeme Sinden** Financial Planning.
- **Jarrold Maclean – J-Mac Media** – Commentator – sponsorship and working in the public eye.
- **Bryan Staring** – World Superbike Champion – Road to success.
- **Richard Suter** Life Coach.

GO MOTO

2017 Summary:

- 31 Go Moto's were conducted by ten WA Clubs.
- These attracted 1262 total riders to these events.

We understand from previous statistics that a Go-Moto brings in 10% or more new members to the club.

As MotoSafe aims to get the “join a club” message out to hundreds of kids, Go Moto provides the opportunity for those kids, and anyone else, to try out clubs and their unique resources.

The table below gives an indication of where the events were run and the new memberships resulting from those events.

COME AND TRY*2017 Summary:*

- 23 Come and Try events were conducted by twelve clubs.
- The events attracted 954 riders in total.

CLUB	GoMoto 2016	No of Rider	GoMoto 2017	No of Rider	Come & Try 2017	No of Rider
AJS MC	7	269	1	162	2	203
ALBANY MC	6	274			4	222
BEVERLEY DMC	5	389	4	193		
CRANBROOK DMC	5	51				
ESPERANCE MC	2	0	1	32	3	67
EXMOUTH						
COASTAL MCC	2	161				
CLASSIC MCC	2	126				
VINDURO	3	76				
GOLDFIELDS	2	138				
NORTHAM	2	126	9	279		
WANNEROO JUNIOR MC	2	95	3	322	1	72
WA JUNIOR MC	1	22	2	63	2	56
LIGHTWEIGHT	1	77	2	101		
NEWMAN	1	39				
GERALDTON MCC	1	66	2	49	1	39
BUNBURY	1	25			1	76
CARNARVON			5	61		
JERRAMUNGUP					5	148
KUNUNURRA					1	21
MANJIMUP					1	13
SOUTHERN CAPES					1	26
SPEEDWAY			2	76	1	11

**actual numbers of participation are inconclusive as some event reports have still not been received by MWA*

OFFICIALS TRAINING

Online Training: Level 1 Operational Official and Practice Supervisor continues to be accredited through online training. Level 1 is delivered through the Ridernet platform.

Face to Face Training: Is currently being delivered by Darral Holman at the MWA training room, and by Steve Scragg for regional clubs in the south west.

To assist members in gaining their Practice Supervisor, we liaised with St John First Aid to offer an in house first aid course for MWA members at a reduced rate. The course was well attended and is encouraging to see

members see the usefulness of gaining this qualification beyond just motorcycle sport.

Licence Renewals: Active participation in Officiating continues to be the preferred method for renewing and upgrading Officials. This is reflective in the number of Officials who are opting to renew through this method rather than a face to face course.

OFFICIALS and COACHING TRAINING 2007- 2017

NUMBER OF COURSES CONDUCTED											
	2007	2008	2009	2010	2011	2012	2013	2014	2015	2016	2017
Courses conducted from MWA offices	39	40	41	30	34	39	42	15	14	29	14
Courses conducted from Regional Clubs	29	22	41	31	35	43	29	4	20	16	13
Courses conducted at other venues	4	0	0	0	1	1	2	0	1	0	1
TOTAL COURSES	73	62	80	61	70	83	73	19	35	49	28
TOTAL PARTICIPANTS	830	627	883	760	949	902	935	445	735	660	506

TYPES OF COURSES CONDUCTED	METRO										
	2007	2008	2009	2010	2011	2012	2013	2014	2015	2016	2017
Key Official, Scrutineer and SCO	39	40	41	30	34	39	42	15	11	13	14
Level 1 Operational	29	22	41	31	35	43	29	4	-	-	-
Coaching Seminars	4	0	0	0	1	1	2	2	3	4	1
Online Level 1 Operational course	-	-	-	-	-	-	YES	YES	YES	YES	YES
Online Practice Supervisor course	-	-	-	-	-	-	-	YES	YES	YES	YES

TYPES OF COURSES CONDUCTED	REGIONAL										
	2007	2008	2009	2010	2011	2012	2013	2014	2015	2016	2017
Key Official, Scrutineer and SCO	10	18	12	18	27	18	11	4	20	16	13
Level 1 Operational	16	15	23	17	17	16	12	0	0	0	-
Coaching Seminars	2	0	0	0	0	0	0	0	0	0	2
Online Level 1 Operational course	-	-	-	-	-	-	YES	YES	YES	YES	YES
Online Practice Supervisor course	-	-	-	-	-	-	-	YES	YES	YES	YES

TYPES OF COURSES CONDUCTED	TOTAL										
	2007	2008	2009	2010	2011	2012	2013	2014	2015	2016	2017
Key Official, Scrutineer and SCO	27	16	31	22	28	39	36	17	32	58	27
Level 1 Operational	37	37	47	39	41	44	35	0	0	0	-
Coaching Seminars	9	4	2	1	2	3	2	2	3	4	3
Online Level 1 Operational course	-	-	-	-	-	-	YES	YES	YES	YES	YES
Online Practice Supervisor course	-	-	-	-	-	-	-	YES	YES	YES	YES

2017 ANNUAL REPORT

BREAKDOWN OF PARTICIPANTS	METRO											
	2007	2008	2009	2010	2011	2012	2013	2014	2015	2016	2017	
Key Official, Scrutineer and SCO	173	43	143	174	128	117	157	117	98	103	95	
Level 1 Operational (CLASSROOM)	327	309	390	400	433	470	364	0	0	0	-	
Coaching Seminars	70	22	19	18	27	17	16	10	14	38	6	
L1 combined with Practice Supervisor							132	165	0	0	-	
Online Level 1 Operational course metro and regional	-	-	-	-	-	-	-	23	69	102	118	
Online Practice Supervisor course metro and regional	-	-	-	-	-	-	-	73	441	347	203	

BREAKDOWN OF PARTICIPANTS	REGIONAL											
	2007	2008	2009	2010	2011	2012	2013	2014	2015	2016	2017	
Key Official, Scrutineer and SCO	77	64	126	99	130	136	70	12	113	70	74	
Level 1 Operational (CLASSROOM)	177	189	205	358	231	179	144	0	0	0	-	
Coaching Seminars	6	0	0	0	0	0	0	0	0	0	10	
L1 combined with Practice Supervisor	-	-	-	-	-	-	52	20	0	0	-	

BREAKDOWN OF PARTICIPANTS	TOTAL											
	2007	2008	2009	2010	2011	2012	2013	2014	2015	2016	2017	
Key Official, Scrutineer and SCO	250	111	269	273	258	253	227	129	211	173	169	
Level 1 Operational (CLASSROOM)	504	498	595	758	664	649	508	0	0	0	-	
Coaching Seminars	76	22	19	18	27	7	16	10	14	38	16	
L1 combined with Practice Supervisor	-	-	-	-	-	-	184	185	0	0	-	
Online Level 1 Operational course	-	-	-	-	-	-	-	27	69	102	118	
Online Practice Supervisor course	-	-	-	-	-	-	-	94	441	347	203	
TOTAL NUMBER OF PARTICIPANTS	830	627	883	1049	949	902	935	445	735	660	506	

TRACK LICENSING

The Training & Development Officer coordinated the inspection and licensing of 45 tracks in 2017 comprising of:

- 25 Motocross tracks
- 10 Temporary one event tracks (including Arenacross and EnduroX)
- 2 Speedway tracks
- 4 Supermoto/MiniMoto tracks

After the initial track inspection phase held from January through to the end of March where most tracks are reviewed, we went on to monitor the progress of “agreed works programs”.

As each club goes through the annual track licensing process, it is likely that after an inspection there will be some items in need of work to comply with the MA Track Guidelines. Clubs have a month to tell us how they will deal with the non-compliant items. Almost all Clubs complied by informing MWA how they would deal with their track issues

and we have an active system in place to follow up on the club’s progress towards completion over the course of the year.

The new track inspection process has been in place since 2016, with a format of a major and minor inspection being adopted for each alternate year. The venue inspections were conducted by Steve Scragg, Graeme Eberhard and Blaise Leighton. Temporary track licenses issued were inspected by the assigned Official for the event.

In June 2017 MA conducted a Track Inspectors course at Wanneroo Junior Motorcycle Club. The course had 14 participants. From these participants MWA now has 5 new accredited Track Inspectors, with the remaining 9 still to submit paperwork to MA for review. It is anticipated the increase in accredited Track Inspectors will assist immensely with reducing the length of time it takes to complete the annual Track Inspection process.

MINI-X

7 Minikhana events were conducted and they attracted a total of 168 competitors. Many of the 168 competitors attended multiple events and on average we had 24 kids attend each event.

In 2017 Minikhana was re-branded to MINI-X in an attempt to revitalise the Junior development program and encourage new participation.

The events were re-structured to give the kids more riding time and development skills areas were placed within a track layout to improve rider skill while riding in demonstration races.

This proved to be successful with an improved retention rate and new participation number increase.

We held 3 events at Gidgegannup and 4 events at Coolup.

The communication strategy was to encourage word of mouth and email recommendations, the use of social media and the inclusion of MINI-X information into the MotoSafe school programme and MWA E-News.

Our major sponsor – Healthway (Smarter than Smoking) – was pleased with our progress during 2017 and approved of the rebranding to keep the program relevant and exciting.

We were given \$25,000 sponsorship for the use in our Smarter than Smoking MotoSafe and Minikhana program.

Healthway provided MWA with promotional material for the MotoSafe incursions in the way of stickers and banners.

Healthway Smarter than Smoking have come on board again in 2018 to provide \$27,000 sponsorship for our Smarter

than Smoking MINI-X and MotoSafe programs

The promotion & running of Minikhana events will continue throughout 2018 but will be scaled back to 5 to allow more time for Come & Try events to promote MINI-X and clubs junior events.

Social media will be utilised to target the main decision maker for MINI-X entry – the Parents, and the secondary target market – the competitors – will be influenced through a direct linkage between the MotoSafe school programme and Come & Try events.

Dirt Track

The Dirt Track Club project has unfortunately lost momentum with the committee members of the club not

continuing with the project after their 2-year terms.

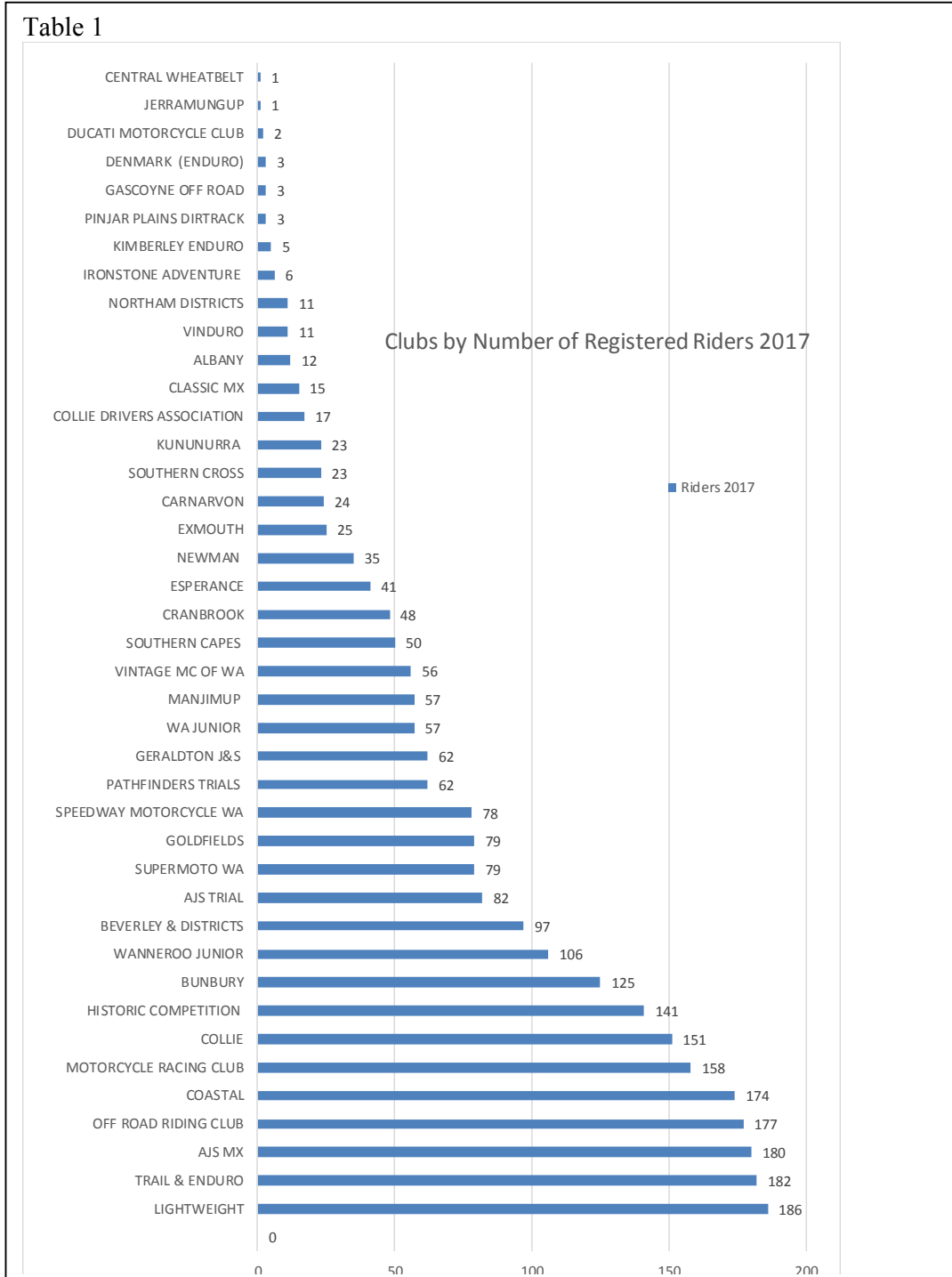
Continuing complaints from neighbours has also created new issues that has resulted in the track based being tested for contaminants.

Although we have been assured by the supplier that there is no contaminants in the track base, tests have been carried out by the City to confirm this.

Until reports have come back with the findings, work has halted on the Pinjar Dirt track until the findings have been confirmed.

We are hoping that we can get this project back on track as there is significant potential once this popular sport is established.

AFFILIATED CLUBS



MWA had 40 affiliated clubs in 2017, and 2 affiliated commercial promoters. Table 1 shows clubs performance in membership rider numbers registered at a club.

Numbers are generated from the club nominated on the riders licence application and showing as holding a licence during 2017. Does not take into account second and subsequent club memberships.

MWA has 149 coaches accredited. It would be great if we could get all accredited coaches actually coaching and there is a plan in place to encourage club coaches to become more active.

There are 1735 accredited officials who have a current licence. The stats includes Practice Supervisor numbers. Those pursuing an officials pathway are accredited at Operational L1. Most levels decreased slightly though numbers are still a concern at L3 and L4.

COMPETITIONS

Motorcycling Western Australia sanctioned a total of 816 activities. This compares with 791 in 2016.

During 2016 Western Australia hosted national level competitions in the following:

- Australian X Trial Championship
- Australian Supermoto and Minimoto Championship

Another very successful international event was the Rob Woffinden Classic conducted by the Speedway Motorcycle Club.

State Championships were successfully conducted for the following sports:

- Junior Motocross 6 rounds
- Senior Motocross 6 rounds
- Trial 1 round
- Enduro 5 rounds
- Speedway 2 rounds
- Supermoto 1 round

Road was not held in 2017.

SUMMARY OF PERMITS 2017

Table 2 shows a summary, by type of activity and number of participants.

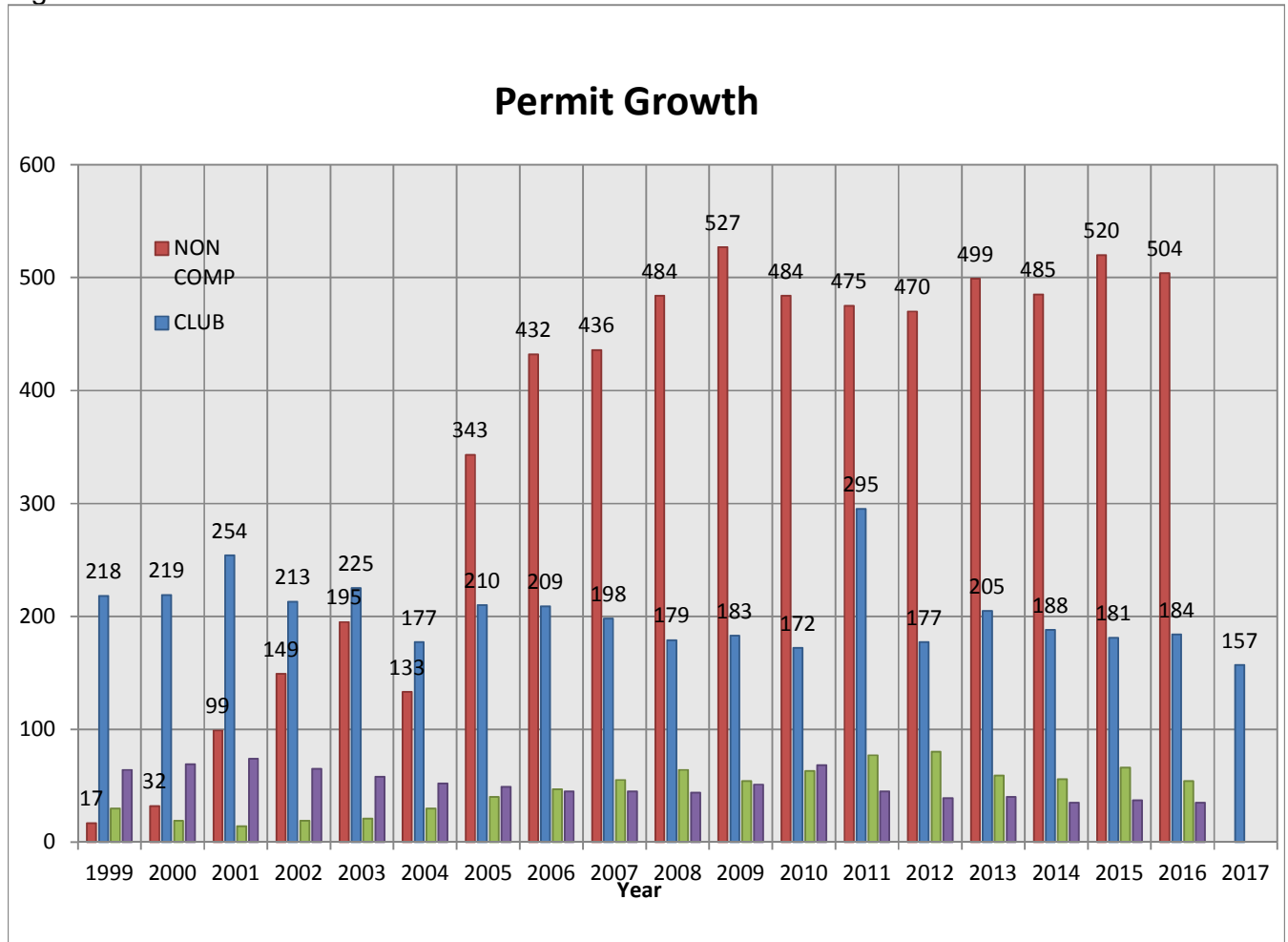
There has been a significant decrease in participation at Motocross both in competitive events and non-competitive events. However Trial is showing a resurgence in both competitive and non-competitive events. Supermoto and

Table 2		
COMPETITIVE		No. Rider
Road Race	RR	462
Supermoto	SM	212
Motocross	MX	9543
Speedway	SP	420
Enduro	EN	2684
MotoTrials	MT	989
Totals		14310
NON - COMPETITIVE		No. Rider
Road Race	RR	852
Supermoto	SM	691
Motocross	MX	9402
Speedway	SP	229
Enduro	EN	435
MotoTrials	MT	544
MiniX	MK	189
Totals		12342

Speedway continue to grow with significant increases in participation in non-competitive events.

Club and interclub events have shown a significant decrease, however this is more than compensated by increases in non-competitive events and a small increase in Open events.

Figure 1: Permit Growth



Licensing

Table 3 gives a comparison by type of all licences issued since 1997.

Overall, licences are down on last year. This is of concern and reflects the economy. Encouragingly Mini licences are up in number, even accounting for a program of free Mini licences where participating clubs provide a free membership for junior riders in conjunction with Motosafe schools program. For 2018 the FREE mini licence will be replaced by a 3 Month Free Rec licence program which will be extended across all licence types. Initial feedback is that the new licence will be very well received.

Figure 2: Officials by Level

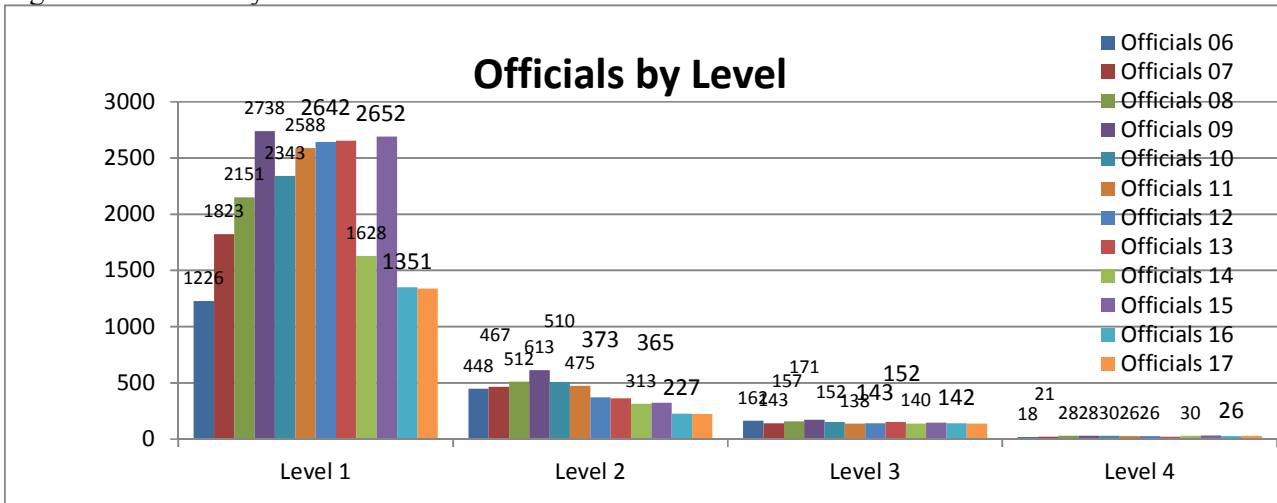
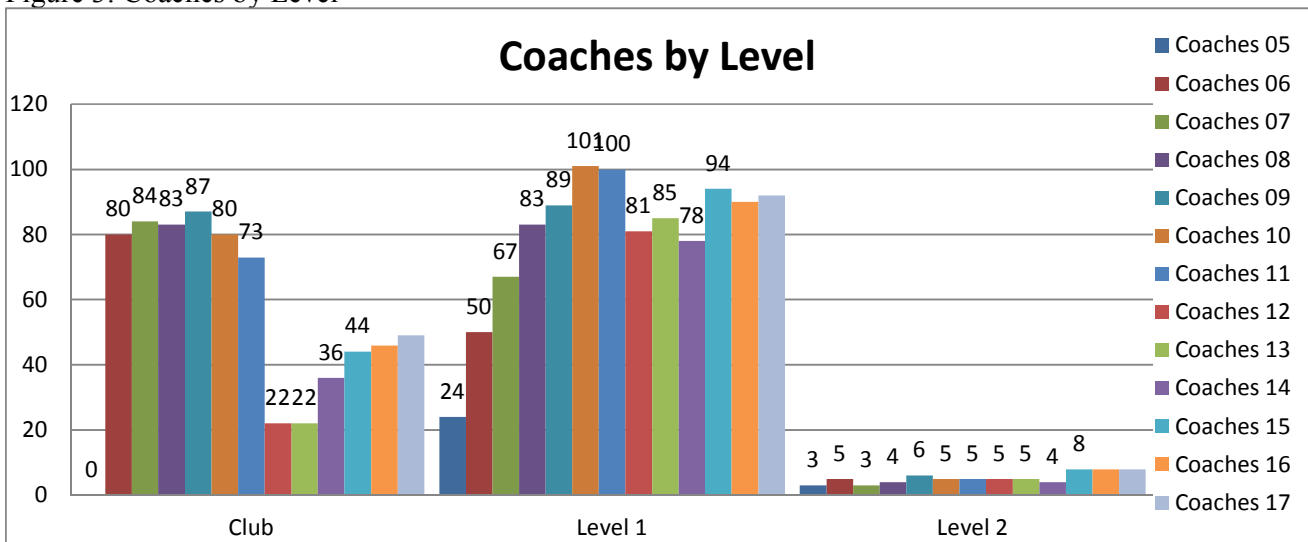


Figure 3: Coaches by Level



Officials

With the move to online has seen the popularity of gaining accreditation increase. Practice Supervisor continues to attract numbers as does the L1. Course regionally are still well attended/

Figure 4 shows the number of accredited officials for each level of officials licence. Please note many officials may have different levels across the different types of accreditation (eg scrutineer, steward, CoC etc) and across the different sports, therefore are counted multiple times.

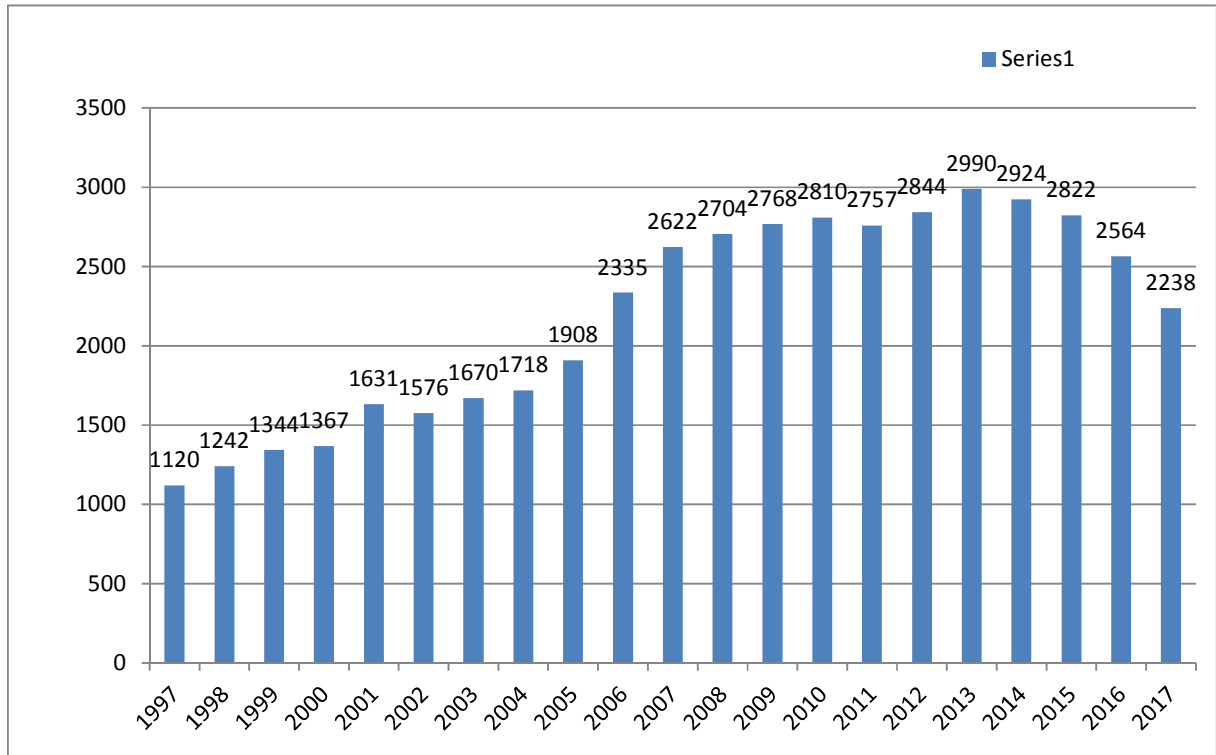
The low level of senior officials is a real issue that requires addressing as is the case every year.

Coaching

There were reasonable numbers of coaches accredited, many of them road race coaches. Our statistics though do not support evidence that many coaches are working within the club environment.

We need to be asking why there are so many coaches who do not coach? This question has been asked before and we still do not have the answer.

Table 3: Total Licence Growth



ROAD RACE/SUPERMOTO/MINIMOTO CIRCUITS

Supermoto WA	Wanneroo Int'l Kartway Cockburn Int'l Kartway Geraldton Kartway
HCMC	Collie Motorplex

MOTOCROSS

AJS MC	Wanneroo Park
Albany MC	Albany MX
Beverley MC	Ulinga Park
Bunbury MC	Shrubland Park
Coastal MC	Coastal Park - Henderson
Collie MC	Stockton Park - Collie
Classic MX	Darkan
Cranbrook	Cranbrook Showgrounds
Esperance MC	Shark Lake
Geraldton J&S MC	Landfill Lane - Geraldton, Dongarra
Goldfields MC	Ken Marshall Complex
Kununurra MC	Kununurra
Lightweight MC	Hendley Park - Mundijong
Manjimup MC	Cosy Creek
Southern Capes	Jindong
Southern Cross MC	Southern Cross
Vintage MC of WA	Dandaloo Park – Narrogin
WA JMC	Eric Walter Park - Chidlow
Wanneroo JMC	Pinjar Park

ARENACROSS/SUPERCROSS

Lightweight MC	Hendley Park - Mundijong
----------------	--------------------------

SPEEDWAY CIRCUITS

Speedway MC WA	Pinjar Park, Neerabup
Collie Racing Drivers	Collie Speedway



MOTORCYCLING AUSTRALIA WA INC

FINANCIAL REPORT
FOR THE YEAR ENDED
31 DECEMBER 2017



CONTENTS

DIRECTORS' REPORT	2
STATEMENT OF PROFIT OR LOSS AND OTHER COMPREHENSIVE INCOME	4
STATEMENT OF FINANCIAL POSITION	5
STATEMENT OF CHANGES IN EQUITY	6
STATEMENT OF CASH FLOWS	7
NOTES TO THE FINANCIAL STATEMENTS	8
DIRECTORS' DECLARATION	23
AUDITOR'S INDEPENDENCE DECLARATION	24
INDEPENDENT AUDITOR'S REPORT	25

DIRECTORS' REPORT

Your board members submit the financial report of Motorcycling Australia WA Inc. ("MWA" or "the Association") for the year ended 31 December 2017.

BOARD MEMBERS

The names of the board members throughout the year and at the date of this report are as follows. Directors were in office for the entire period unless otherwise stated.

Mr Peter Clark	President
Ms Tracy Simpson	Vice President
Ms Decima Johns	Board Member
Mr Nick Harvey	Board Member Resigned August 2017
Mr Joe McCarthy	Board Member
Mr Paul Hinds	Board Member Appointed April 2017
Mr Cornel Scheibling	Board Member Appointed October 2017
Mr Brendan Taylor	Board Member Appointed October 2017

EXECUTIVES

Mr Richard Mark Gill	Executive Director
----------------------	--------------------

BOARD MEETINGS

The number of board meetings held during the year and the number of meetings attended by each board member during the financial year were as follows:

	Attended	Eligible to Attend
P Clark	11	11
T Simpson	10	10
D Johns	10	11
N Harvey	4	6
J McCarthy	8	11
P Hinds	5	8
C Scheibling	3	3
B Taylor	3	3

PRINCIPAL ACTIVITIES

The principal activity of the Association during the year was Motorcycle sport development and administration.

SIGNIFICANT CHANGES IN THE STATE OF AFFAIRS

No significant change in the nature of these activities occurred during the year.

REVIEW OF OPERATIONS

The operating surplus/(deficit) for the year was \$(52,584) (2016: \$5,784).

Detailed commentary on the Association's activities are included in the President's report & Executive Director's report which are included in the 2017 Annual Report.

DIRECTORS' REPORT

SIGNIFICANT EVENTS AFTER THE BALANCE DATE

No circumstances or events have arisen subsequent to the end of the year that have had, or are likely to have, a material impact on the operations of the Association or the financial statements.

LIKELY DEVELOPMENTS AND EXPECTED RESULTS

MWA's operations are primarily determined and dependent on funds from Licence sales, events income, sponsorships, products sales and grants. At this time it is our intention to maintain operations in 2018 to a similar level as 2017. Our activities will be guided by our Strategic Plan.

ENVIRONMENTAL REGULATION AND PERFORMANCE

The Association is not subject to any particular or significant environmental regulation.

Signed in accordance with a resolution of members of the Board.



Peter Clark
President
Perth
23 February 2018

**STATEMENT OF PROFIT OR LOSS AND OTHER COMPREHENSIVE
INCOME**
FOR THE YEAR ENDED 31 December 2017

	Note	31 December 2017	31 December 2016
Revenue	3	833,017	975,463
Less: Cost of Sales	3	(291,464)	(323,296)
Gross Profit	3	541,553	652,167
Operating Expenditure			
Advertising & Promotion	3	(253)	(9,260)
Affiliation	3	(9,382)	(16,063)
Awards & Functions	3	(4,234)	(5,838)
Coaching	3	(15,950)	(11,471)
Depreciation	3	(12,091)	(19,912)
Employee Benefits Expenses	3	(433,160)	(438,240)
Officials' Expenses	3	(4,941)	(4,300)
Property Expenses	3	(28,838)	(41,871)
Sports Development	3	(6,533)	(16,275)
Other operating and administrative expense	3	(78,755)	(83,153)
Total Operating Expenditure		(594,137)	(646,383)
Net surplus/(deficit)		(52,584)	5,784
Other comprehensive income		-	-
Total comprehensive income for the year		(52,584)	5,784

The above statement of profit or loss and other comprehensive income should be read in conjunction with the accompanying notes.

STATEMENT OF FINANCIAL POSITION

AS AT 31 December 2017

		31 December 2017	31 December 2016
	Notes		
Current Assets			
Cash and cash equivalents	4	1,435,369	1,490,997
Trade and other receivables	5	84,330	54,527
Inventory	6	2,416	5,974
Total Current Assets		1,522,115	1,551,498
Non-Current Assets			
Property, plant and equipment	7	812,161	823,962
Total Non-Current Assets		812,161	823,962
Total Assets		2,334,276	2,375,460
Current Liabilities			
Trade and other payables	8	39,641	44,559
Unexpended grants & income in advance	9	90,500	91,968
Provisions	10	79,622	61,836
Total Current Liabilities		209,763	198,363
Total Liabilities		209,763	198,363
Net Assets		2,124,513	2,177,097
Equity			
Accumulated surplus		1,685,179	1,737,763
Asset Revaluation Reserve	11	439,334	439,334
Total Equity		2,124,513	2,177,097

The above statement of financial position should be read in conjunction with the accompanying notes.

STATEMENT OF CHANGES IN EQUITY

FOR THE YEAR ENDED 31 December 2017

	Asset Revaluation Reserve	Accumulated Surplus	Total Equity
At 1 January 2016	439,334	1,731,979	2,171,313
Surplus for the year	-	5,784	5,784
Other comprehensive income	-	-	-
At 31 December 2016	439,334	1,737,763	2,177,097
At 1 January 2017	439,334	1,737,763	2,177,097
Deficit for the year	-	(52,584)	(52,584)
Other comprehensive income	-	-	-
At 31 December 2017	439,334	1,685,179	2,124,513

The above statement of changes in equity should be read in conjunction with the accompanying notes.

STATEMENT OF CASH FLOWS

FOR THE YEAR ENDED 31 December 2017

	Note	31 December 2017	31 December 2016
Cash flows from operating activities			
Grants received		120,000	120,000
Receipts for Sponsorships		35,500	27,636
Sale of Products & Fee Income		633,014	813,693
Interest Received		35,771	37,683
Payments to suppliers and employees		(831,283)	(955,016)
Grant Payments		-	(1,308)
Net GST Receipts/(Payments)		(12,133)	1,991
Net cash flows from/(used in) operating activities	12	(19,131)	44,679
Cash flows from investing activities			
Payments for plant and equipment		(290)	(7,959)
Net cash flows from/(used in) investing activities		(290)	(7,959)
Cash flows from financing activities			
Loan Repayments from Clubs		20,833	106,125
Loans Advanced to Clubs		(57,040)	(18,333)
Net cash flows from/(used in) financing activities		(36,207)	87,792
Net increase/(decrease) in cash and cash equivalents		(55,628)	124,512
Cash and cash equivalents at beginning of the year		1,490,997	1,366,485
Cash and cash equivalents at end of the year	4	1,435,369	1,490,997

The above statement of cash flows should be read in conjunction with the accompanying notes.

NOTES TO THE FINANCIAL STATEMENTS

FOR THE YEAR ENDED 31 December 2017

1. CORPORATE INFORMATION

The financial report of Motorcycling Australia WA (Inc.) ("MWA" or "the Association") for the financial year ended 31 December 2017 was authorised for issue in accordance with a resolution of the board members on 23 February 2018.

Motorcycling Australia WA Inc. is an Association that is incorporated and domiciled in Australia.

The nature of the operations and principal activities of the Association are as described in the Directors' Report.

2. SUMMARY OF SIGNIFICANT ACCOUNTING POLICIES

Basis of Preparation

The financial report is a general purpose financial report which has been prepared in accordance with the Associations Incorporation Act 2015 of Western Australia, the Association's Constitution, Australian Accounting Standards and other authoritative pronouncements of the Australian Accounting Standards Board. The financial report has been prepared on a historical cost basis, except for property and is presented in Australian dollars.

Statement of Compliance

The general purpose financial statements have been prepared in accordance with the requirements of the Associations Incorporation Act 2015 of Western Australia, the Association's Constitution, Australian Accounting Standards and other authoritative pronouncements of the Australian Accounting Standards Board. A statement of compliance with International Financial Reporting Standards (IFRS) as issued by the International Accounting Standards Board (IASB) cannot be made due to the Association applying not-for-profit specific requirements contained in the Australian Accounting Standards.

New Accounting Standards and Interpretations

In the current year, the Association has adopted all of the new and revised Standards and Interpretations issued by the Australian Accounting Standards Board (the AASB) that are relevant to its operations and effective for annual reporting years beginning 1 January 2017. The adoption of these new and revised Standards and Interpretations did not have any effect on the financial position or performance of the Association.

Australian Accounting Standards and Interpretations relevant to the Association that have recently been issued or amended but are not yet effective have not been adopted for the annual reporting year ending 31 December 2017. These Standards and Interpretations are listed in the following table.

NOTES TO THE FINANCIAL STATEMENTS

FOR THE YEAR ENDED 31 December 2017

2. SUMMARY OF SIGNIFICANT ACCOUNTING POLICIES, CONTINUED

New Accounting Standards and Interpretations, continued

Reference	Title	Summary	Application date of standard	Application date for Association
AASB 9 and relevant amending standards	Financial Instruments	<p>AASB 9 includes requirements for a simpler approach for classification and measurement of financial assets compared with the requirements of AASB 139.</p> <p>The main changes are described below.</p> <p>(a) Financial assets that are debt instruments will be classified based on:</p> <ol style="list-style-type: none"> (1) The objective of the entity's business model for managing the financial assets; (2) The characteristics of the contractual cash flows. <p>(b) Allows an irrevocable election on initial recognition to present gains and losses on investments in equity instruments that are not held for trading in other comprehensive income. Dividends in respect of these investments that are a return on investment can be recognised in profit or loss and there is no impairment or recycling on disposal of the instrument.</p> <p>(c) Financial assets can be designated and measured at fair value through profit or loss at initial recognition if doing so eliminates or significantly reduces a measurement or recognition inconsistency that would arise from measuring assets or liabilities, or recognising the gains and losses on them, on different bases.</p> <p>(d) Where the fair value option is used for financial liabilities the change in fair value is to be accounted for as follows:</p> <ul style="list-style-type: none"> ➤ The change attributable to changes in credit risk are presented in other comprehensive income (OCI) ➤ The remaining change is presented in profit or loss. <p>AASB9 also removes the volatility in profit or loss that was caused by changes in the credit risk of liabilities elected to be measured at fair value. This change in accounting means that gains caused by the deterioration of an entity's own credit risk on such liabilities are no longer required in profit or loss.</p> <p>The impact of this standard will depend on the Association's financial assets and liabilities at the time of application.</p>	1 January 2018	1 January 2018

NOTES TO THE FINANCIAL STATEMENTS

FOR THE YEAR ENDED 31 December 2017

2. SUMMARY OF SIGNIFICANT ACCOUNTING POLICIES, CONTINUED

New Accounting Standards and Interpretations (continued)

Reference	Title	Summary	Application date of standard	Application date for Association
AASB 15	Revenue from Contracts with Customers	<p>The core principle of AASB 15 is that an entity recognises revenue to depict the transfer of promised goods or services to customers in an amount that reflects the consideration to which the entity expects to be entitled in exchange for those goods or services. The standard introduces a 5-step approach to revenue recognition:</p> <p>Step 1: Identify the contract(s) with the customer. Step 2: Identify the performance obligations in the contract. Step 3: Determine the transaction price. Step 4: Allocate the transaction price to the performance obligations in the contract. Step 5: Recognise revenue when (or as) the entity satisfies a performance obligation.</p> <p>The standard will have no effect on the Association's financial position or performance.</p>	1 January 2018	1 January 2018
AASB 16	Leases	<p>The key features of the standard are:</p> <ul style="list-style-type: none"> • Lessees are required to recognise assets and liabilities for all leases with a term of more than 12 months, unless the underlying asset is of low value. • A lessee measures right-of-use assets similarly to other non-financial assets and lease liabilities similarly to other financial liabilities. • Assets and liabilities arising from a lease are initially measured on a present value basis. The measurement includes non-cancellable lease payments and payments to be made in optional periods if the lessee is reasonably certain to exercise an option to extend the lease, or not to exercise an option to terminate the lease. <p>A lessor continues to classify its leases as operating leases or finance leases, and to account for these two types of leases differently. Enhanced disclosure requirements will improve information disclosed about a lessor's risk exposure.</p> <p>The Association will consider whether any new enhanced disclosure requirements that apply are appropriate to its general purpose financial statements</p>	1 January 2019	1 January 2019

NOTES TO THE FINANCIAL STATEMENTS

FOR THE YEAR ENDED 31 December 2017

2. SUMMARY OF SIGNIFICANT ACCOUNTING POLICIES, CONTINUED

Significant accounting judgments, estimates and assumptions

The carrying amount of certain assets and liabilities is often determined based on estimates and assumptions of future events. The key estimates and assumptions that have a significant risk of causing a material adjustment to the carrying amounts of certain assets and liabilities within the next annual reporting year are:

(i) Impairment of non-financial assets

The Association assesses impairment of all assets at each reporting date by evaluating conditions specific to the Association and to the particular asset that may lead to impairment. These include asset performance, technology and economic and political environments. If an impairment trigger exists, the recoverable amount of the asset is determined.

(ii) Estimation of useful lives of assets

The estimation of the useful lives of assets has been based on historical experience as well as manufacturers' warranties (for plant and equipment) and turnover policies. In addition, the condition of the assets is assessed at least once every year and considered against the remaining useful life. Adjustments to useful lives are made when considered necessary.

(iii) Long service leave

The Association measures long service leave liability based on estimates of future employee retention rates and pay increases.

Cash and cash equivalents

Cash and cash equivalents in the statement of financial position comprise cash at bank and in hand and short term deposits with an original maturity of three months or less, that are readily convertible to known amounts of cash and which are subject to an insignificant risk of changes in value.

For the purposes of the statement of cash flows, cash includes cash and cash equivalents as defined above, net of outstanding bank overdrafts.

NOTES TO THE FINANCIAL STATEMENTS

FOR THE YEAR ENDED 31 December 2017

2. SUMMARY OF SIGNIFICANT ACCOUNTING POLICIES, CONTINUED

Trade and other receivables

Trade receivables are recognised initially at fair value, which is generally the original invoice amount, and subsequently measured at amortised cost using the effective interest method, less an allowance for impairment. They generally have 30 to 60 day terms.

Collectability of trade receivables is reviewed on an ongoing basis. Individual debts that are known to be uncollectible are written off when identified. An impairment allowance is recognised when there is objective evidence that the Association will not be able to collect the receivable. Financial difficulties of the debtor, default payments or debts more than 60 days overdue are considered objective evidence of impairment. The amount of the impairment loss is the receivable carrying amount compared to the present value of estimated future cash flows, discounted at the original effective interest rate.

Property

Property is carried at fair value, based on periodic, but at least triennial, valuations by external independent property agents.

Increases in carrying amounts arising on revaluation are credited to the Asset Revaluation Reserve in equity. To the extent that the increase reverses a decrease previously recognised in profit and loss, the increase is first recognised in profit and loss. Decreases that reverse previous increases of the same asset are first charged against revaluation reserves directly in equity to the extent of the remaining reserve attributable to the asset; all other decreases are charged to the statement of profit or loss and other comprehensive income.

Plant and Equipment

Plant and equipment is stated at historical cost less accumulated depreciation and any accumulated impairment losses. Such cost includes the cost of replacing parts that are eligible for capitalisation when the cost of replacing the parts is incurred. All other repairs and maintenance are recognised in the profit or loss as incurred.

The cost of each item of plant and equipment is written off over its expected economic life, adjusted for any salvage value if applicable. Depreciation is provided on a straight-line basis or diminishing value on all plant and equipment. Depreciation years are:

	2017	2016
Fitouts, Plant and equipment	3-13 years	3-13 years

Derecognition

An item of plant and equipment is derecognised upon disposal or when no further future economic benefits are expected from its use or disposal.

Impairment

Plant and equipment is reviewed for impairment if there is any indication that the carrying amount may not be recoverable.

Trade and other payables

Trade payables and other payables are carried at amortised cost and due to their short-term nature are not discounted. They represent liabilities for goods and services provided to the Association prior to the end of the financial year that are unpaid and arise when the Association becomes obliged to make future payments in respect of the purchase of these goods and services. The amounts are unsecured and are usually paid within 30 days of recognition.

NOTES TO THE FINANCIAL STATEMENTS

FOR THE YEAR ENDED 31 December 2017

2. SUMMARY OF SIGNIFICANT ACCOUNTING POLICIES, CONTINUED

Provisions

Provisions are recognised when the Association has a present obligation (legal or constructive) as a result of a past event, it is probable that an outflow of resources embodying economic benefits will be required to settle the obligation and a reliable estimate can be made of the amount of the obligation.

When the Association expects some or all of a provision to be reimbursed, for example under an insurance contract, the reimbursement is recognised as a separate asset but only when the reimbursement is virtually certain. The expense relating to any provision is presented in the statement of profit or loss and other comprehensive income net of any reimbursement.

Provisions are measured at the present value of management's best estimate of the expenditure required to settle the present obligation at the reporting date. The discount rate used to determine the present value reflects the current market assessments of the time value of money and the risks specific to the liability. The increase in the provisions resulting from the passage of time is recognised in finance costs.

Employee entitlements

- (i) Wages, salaries, annual leave and sick leave expected to be settled within 12 months of the reporting date

Liabilities for wages and salaries, including non-monetary benefits, annual leave and accumulating sick leave expected to be settled within 12 months of the reporting date are recognised in respect of employees' services up to the reporting date. They are measured at the amounts expected to be paid when the liabilities are settled. Expenses for non-accumulating sick leave are recognised when the leave is taken and are measured at the rates paid or payable.

- (ii) Long service leave and other employee entitlements expected to be settled more than 12 months from the reporting date

The liability for long service leave and other employee entitlements expected to be settled more than 12 months from the reporting date is recognised and measured as the present value of expected future payments to be made in respect of services provided by employees up to the reporting date using the projected unit credit method. Consideration is given to expected future wage and salary levels, experience of employee departures, and years of service. Expected future payments are discounted using market yields at the reporting date on national government bonds with terms to maturity and currencies that match, as closely as possible the estimated future cash outflows.

Revenue recognition

Revenue is recognised and measured at the fair value of the consideration received or receivable to the extent it is probable that the economic benefits will flow to the Association and the revenue can be reliably measured. The following specific recognition criteria must also be met before revenue is recognised:

- (i) Rendering of services

Revenue is recognised when the amount of revenue can be reliably measured, collection is probable, costs incurred or to be incurred can be measured reliably and the right to be compensated for the services is controlled.

- (ii) Interest Revenue

Revenue is recognised as interest accrues using the effective interest method. This is a method of calculating the amortised cost of a financial asset and allocating the interest income over the relevant year using the effective interest rate, which is the rate that exactly discounts estimated future cash receipts through the expected life of the financial asset to the net carrying amount of the financial asset.

NOTES TO THE FINANCIAL STATEMENTS

FOR THE YEAR ENDED 31 December 2017

2. SUMMARY OF SIGNIFICANT ACCOUNTING POLICIES, CONTINUED

Government grants

A number of the Association's programs are supported by grants received from the state government. If conditions are attached to a grant which must be satisfied before the Association is eligible to receive the contribution, recognition of the grant as revenue is deferred until those conditions are satisfied.

Where a grant is received on the condition that specified services are delivered to the grantor, this is considered a reciprocal transaction. Revenue is recognised as services are performed and at year end a liability is recognised until the service is delivered.

Revenue from a non-reciprocal grant that is not subject to conditions is recognised when the Association obtains control of the funds, economic benefits are probable and the amount can be measure reliably. Where a grant may be required to be repaid if certain conditions are not satisfied, a liability is recognised at year end to the extent that conditions remain unsatisfied.

When the grant relates to an asset, it is recognised as income in equal amounts over the expected useful life of the related asset.

GST

Revenues, expenses and assets are recognised net of the amount of GST except:

- when the GST incurred on a purchase of goods and services is not recoverable from the taxation authority, in which case the GST is recognised as part of the cost of acquisition of the asset or as part of the expense item as applicable, and
- receivables and payables, which are stated with the amount of GST included.

Commitments are disclosed net of the amount of GST recoverable from, or payable to, the taxation authority.

Income Tax

The association is exempt from Income Tax under Division 50-B of the Income Tax Assessment Act 1997.

Comparative information

Comparative information has been restated where required for consistency with current year disclosures.

NOTES TO THE FINANCIAL STATEMENTS

FOR THE YEAR ENDED 31 December 2017

	31 December 2017	31 December 2016
3. REVENUE AND EXPENSES		
Revenue		
Affiliation Fees	25,205	25,545
Penalty Fees	454	6,144
Grants	120,000	120,000
Healthway & Other Sponsorships	35,500	27,636
Merchant Charges Income	654	1,858
Interest Received	35,771	37,683
Awards Levy & Function	20,273	32,209
Miscellaneous Income	329	1,429
Events Income	242,533	275,672
Course Income	5,984	5,123
Licensing Income	196,637	272,899
Sale of Products	149,677	169,157
Reimbursements & Recoveries	-	108
Total Income	833,017	975,463
Cost of Sales		
Cost of Events	28,481	27,933
Cost of Presentations	37,851	43,232
Cost of Courses	8,810	6,940
Cost of Licensing	113,329	148,566
Cost of Products	102,993	96,625
Total Cost of Sales	291,464	323,296
Gross Profit	541,553	652,167
Expenses		
<i>Advertising & Promotion</i>		
Print Media Advertising	-	412
Website/Database	-	8,208
Electronic Media & Advertising	253	640
	253	9,260
<i>Affiliation</i>		
Officers & Directors Liability	5,992	6,154
Whole of Sport Review	-	4,000
MA Meetings, Seminars & Miscellaneous	3,390	5,909
	9,382	16,063

NOTES TO THE FINANCIAL STATEMENTS

FOR THE YEAR ENDED 31 December 2017

	31 December 2017	31 December 2016
<i>Awards & Functions</i>		
Catering Trophies & Medals	4,234	5,838
	4,234	5,838
<i>Coaching</i>		
Elite Coaching Program	11,315	8,302
Coach Course Presenters & Coaching Miscellaneous	4,635	3,169
	15,950	11,471
<i>Depreciation</i>		
Depreciation	12,091	19,912
	12,091	19,912
<i>Employee Benefits Expense</i>		
Salaries and wages	345,429	356,504
Staff Amenities & Uniforms	2,919	5,742
Superannuation expense	32,841	34,259
Movements in leave provisions	20,081	9,566
Subcontractors & Consultants	26,177	26,073
Workers compensation	5,713	6,096
	433,160	438,240
<i>Officials' Expenses</i>		
Honorariums	4,000	4,000
Badges & Uniforms	841	-
Officials Miscellaneous	100	300
	4,941	4,300
<i>Property Expenses (Maylands)</i>		
Cleaning	3,520	3,920
Council Rates	2,235	1,767
Electricity	6,448	7,122
Repairs, Minor Plant & Improvements	759	8,563
Strata Levies	13,338	16,599
Water Rates	1,658	1,578
Storage & Miscellaneous	880	2,322
	28,838	41,871

NOTES TO THE FINANCIAL STATEMENTS

FOR THE YEAR ENDED 31 December 2017

	31 December 2017	31 December 2016
<i>Sport Development</i>		
Grant Payments	-	1,308
Drug & Alcohol Testing	1,550	9,960
Club Development, Minikhana & Motosafe	4,983	4,306
Governance, Events, Competitions & Miscellaneous	-	701
	6,533	16,275
<i>Other operating and administrative expenses</i>		
Admin Miscellaneous	50	-
Audit fees	5,900	5,812
Accounting Fees	5,472	5,480
Bank charges	839	604
Computer expenses	8,385	9,011
Courier	1,005	3,215
Dues & Subscriptions	4,030	2,814
Insurance	7,241	6,755
Interest Paid	19	7
Legal Fees	-	1,376
Photocopying	5,771	5,675
Postage	7,888	7,665
Printing and stationery	4,450	9,111
Staff Training & Travel	6,094	15,522
Other Administrative Costs	21,611	10,106
	78,755	83,153
4. CASH AND CASH EQUIVALENTS		
Commonwealth Bank Cheque Account	26,585	10,681
Petty Cash Float	644	410
CBA Term Deposit A/c 50337396	669,733	669,733
CBA Term Deposit A/c 50337353	640,715	640,715
Commonwealth Bank Business Online Saver Account	88,254	101,566
Commonwealth Bank Online Saver Account	9,438	67,892
	1,435,369	1,490,997

NOTES TO THE FINANCIAL STATEMENTS

FOR THE YEAR ENDED 31 December 2017

	31 December 2017	31 December 2016
5. TRADE AND OTHER RECEIVABLES		
Trade Debtors	39,790	32,526
Prepaid Expenses	-	3,668
Loans to Clubs	44,540	18,333
	<u>84,330</u>	<u>54,527</u>
6. INVENTORY		
One Event Competition Licences	-	2,727
One Event Recreation Licences	-	568
AMB Transponders & Brackets	1,412	1,470
Flags	594	800
AMB Detection Loops	410	409
	<u>2,416</u>	<u>5,974</u>
7. PROPERTY, PLANT AND EQUIPMENT		
25/168 Guildford Road, Maylands - Owner Occupied Property	775,000	775,000
	<u>775,000</u>	<u>775,000</u>
Office Fitout & furniture		
- at cost	28,577	28,577
- accumulated depreciation	(21,645)	(20,391)
	<u>6,932</u>	<u>8,186</u>
Plant & Equipment		
- at cost	171,738	171,448
- accumulated depreciation	(141,509)	(130,672)
	<u>30,229</u>	<u>40,776</u>
Total Carrying Amount at end of year	<u>812,161</u>	<u>823,962</u>
Reconciliation of carrying amount at the beginning and end of the year		
Carrying amount at beginning of year	823,962	835,915
Additions	290	7,959
WDV of Assets Disposed	-	-
Revaluations of Owner Occupied Property 25/168 Guildford Road	-	-
Depreciation expense	(12,091)	(19,912)
Total Carrying amount at end of year	<u>812,161</u>	<u>823,962</u>

NOTES TO THE FINANCIAL STATEMENTS

FOR THE YEAR ENDED 31 December 2017

	31 December 2017	31 December 2016
8. TRADE AND OTHER PAYABLES		
Trade Creditors	14,213	3,174
Sundry Creditors	-	61
CBA Credit Card	3,351	2,850
GST payable	2,872	15,005
PAYG Withheld	4,791	6,658
WA Women Collection Holding Account	2,642	1,058
Accrued Superannuation	-	3,973
Accrued Expenses	11,772	11,780
	<u>39,641</u>	<u>44,559</u>

Trade and other payables are non-interest bearing and generally settled on 30 day terms. Due to their short-term nature, their carrying amount is assumed to approximate their fair value.

9. UNEXPENDED GRANTS & INCOME IN ADVANCE		
Income in Advance	30,500	31,968
Other unexpended grants	60,000	60,000
	<u>90,500</u>	<u>91,968</u>
10. PROVISIONS		
<i>Current</i>		
Long Service Leave	42,624	38,506
Annual leave	36,998	23,330
	<u>79,622</u>	<u>61,836</u>
11. ASSET REVALUATION RESERVE		
Opening Balance	439,334	439,334
Increments	-	-
Closing Balance	<u>439,334</u>	<u>439,334</u>

The asset revaluation reserve is used to record increments and decrements in the value of owner occupied property.

NOTES TO THE FINANCIAL STATEMENTS

FOR THE YEAR ENDED 31 December 2017

	31 December 2017	31 December 2016
12. CASH FLOW RECONCILIATION		
Reconciliation of surplus to net cash flows from operations		
Net surplus/(deficit) for the year	(52,584)	5,784
Non cash items:		
Depreciation of plant and equipment	12,091	19,912
Changes in assets and liabilities:		
(Increase) / decrease in trade receivables	(7,264)	22,135
(Increase)/ decrease in prepayments	3,668	(3,668)
(Increase)/decrease in inventory	3,558	570
Increase/(decrease) in payables	7,215	(4,633)
Increase/(decrease) in unexpended grants & Income in Advance	(1,468)	1,414
Increase/(decrease) in provisions	27,786	1,174
Increase/(Decrease) in GST liability	(12,133)	1,991
Net cash inflows/(outflows) from operations	(19,131)	44,679

13. FINANCIAL RISK MANAGEMENT

The Association's principal financial instruments comprise receivables, payables, and cash and short-term cash in investment accounts.

Primary responsibility for the identification and control of financial risks rests with the Board of Directors. The Association uses different methods to measure and manage the different types of risks to which it is exposed. These include monitoring levels of exposure to interest rate and assessment of market forecasts for interest rates. The Association manages credit risk by only dealing with recognised, creditworthy, sporting clubs. Liquidity risk is monitored by regularly comparing expected payables to cash on hand and placing in investment accounts only those funds which are not required to settle liabilities within the next three months.

Interest rate risk

The Association's current exposure to the risk of changes in market interest rates relate primarily to cash assets and is managed by the Board approved investment policy.

The Association does not account for fixed rate financial assets and liabilities at fair value through profit or loss.

Financial assets		
Cash and cash equivalents	1,435,369	1,490,997

NOTES TO THE FINANCIAL STATEMENTS

FOR THE YEAR ENDED 31 December 2017

13. FINANCIAL RISK MANAGEMENT, CONTINUED

The following table summarises the impact of reasonably possible changes in interest rates for the Association at 31 December 2017. The sensitivity is based on the assumption that interest rate changes by 25 basis points (2016: 25 basis points) with all other variables held constant. The 25 basis points sensitivity is based on reasonably possible changes over a financial year.

	31 December 2017	31 December 2016
Impact on profit and equity		
Higher / (lower)		
25 bp increase (2016: 25 bp)	3,588	3,727
25 bp decrease (2016: 25 bp)	(3,588)	(3,727)

Credit risk

Credit risk arises in the event that a counter party will not meet its obligations under a financial instrument leading to financial losses. The Association manages credit risk by trading only with recognised, creditworthy, sporting clubs and private promoters. All short term deposits and investment accounts are held with major banks.

Liquidity risk

The responsibility for liquidity risk management rests with the Board of Directors.

The Association manages liquidity risk by maintaining sufficient cash to meet the Association's operating requirements and investing excess funds in highly liquid short term investments. The Association's liquidity needs can be met through funding from cash generated from operations and short-term borrowings, if required.

The following table details the Association's financial liabilities according to their contractual maturities. The amounts disclosed are based on contractual undiscounted cash flows.

	Less than 6 months \$'000	6 months – 12 months \$'000	1-2 years \$'000	> 2 years \$'000
At 31 December 2017				
Trade and other payables	29,336	-	-	-
	29,336	-	-	-
At 31 December 2016				
Trade and other payables	21,838	-	-	-
	21,838	-	-	-

14. RELATED PARTY DISCLOSURES

There were no transactions or balances with related parties during the year. Details relating to key management personnel, including remuneration paid, are included in Note 15.

NOTES TO THE FINANCIAL STATEMENTS
FOR THE YEAR ENDED 31 December 2017

15. KEY MANAGEMENT PERSONNEL DISCLOSURES

Key management personnel during the year were members of the Board, the Executive Director and Board of Directors.

	31 December 2017	31 December 2016
Total remuneration paid to key management personnel in respect of management of the affairs of the Association	116,203	118,681

16. AUDITOR'S REMUNERATION

The auditor of MWA for the year ended 31 December 2017 is Reliance Auditing Services.

	31 December 2017	31 December 2016
Audit fees for audit of the financial report	5,500	5,900
	5,500	5,900

17. SIGNIFICANT EVENTS AFTER THE BALANCE DATE

No circumstances or events have arisen subsequent to the end of the year that have had, or are likely to have, a material impact on the operations of the Association or the financial statements.

DIRECTORS' DECLARATION
FOR THE YEAR ENDED 31 December 2017

This general purpose financial report has been prepared to satisfy the reporting requirements under the Association's Constitution. The Board of Motorcycling Australia WA Inc. has determined that the accounting policies adopted are appropriate to meet the needs of the members of the Association. The financial statements have been prepared in accordance with applicable Accounting Standards and other mandatory professional reporting requirements and other statutory requirements.

In our opinion:

- (i) the financial statements give a true and fair view of the financial position of Motorcycling Western Australia (Inc) as at 31 December 2017 and of its performance for the year ended on that date and comply with the Associations Incorporation Act 2015 WA, the Association's constitution and Australian Accounting Standards; and
- (ii) there are reasonable grounds to believe that the Association will be able to pay its debts as and when they become payable.

This declaration has been made in accordance with the Constitution of Motorcycling Australia WA Inc.

For and on behalf of the Board


Peter Clark
President
Perth
23 February 2018



Ms. Nandini, Director
Chartered Accountant
Registered Company Auditor
SMEF Special Auditor**

Independent auditor's report to the members of Motorcycling Australia WA Inc.

Opinion

We have audited the financial report of Motorcycling Australia WA Inc. ("the Association"), which comprises the statement of financial position as at 31 December 2017, and the statement of profit or loss and other comprehensive income, statement of changes in equity and statement of cash flows for the year then ended and notes to the financial statements, including a summary of significant accounting policies, and the directors' declaration.

In our opinion, the accompanying financial report gives a true and fair view of the financial position of the Association as at 31 December 2017, and of its financial performance and its cash flows for the year then ended in accordance with the Associations Incorporation Act 2015 WA and the Australian Accounting Standards.

Basis for Opinion

We conducted our audit in accordance with Australian Auditing Standards. Our responsibilities under those standards are further described in the Auditor's Responsibilities for the Audit of the Financial Report section of our report. We are independent of the Association in accordance with the Associations Incorporation Act 2015 WA and the ethical requirements of the Accounting Professional and Ethical Standards Board's APES 110 Code of Ethics for Professional Accountants (the Code) that are relevant to our audit of the financial report in Australia. We have also fulfilled our other ethical responsibilities in accordance with the Code. We believe that the audit evidence we have obtained is sufficient and appropriate to provide a basis for our opinion.

Responsibilities of the Board Members and Those Charged with Governance for the Financial Report

The board members are responsible for the preparation and fair presentation of the financial report in accordance with the Associations Incorporation Act 2015 WA and Australian Accounting Standards, and for such internal control as the board members determine is necessary to enable the preparation of the financial report that is free from material misstatement, whether due to fraud or error.

In preparing the financial report, the board members are responsible for assessing the Association's ability to continue as a going concern, disclosing, as applicable, matters related to going concern and using the going concern basis of accounting unless the board members either intend to liquidate the Association or to cease operations, or have no realistic alternative but to do so.

Those charged with governance are responsible for overseeing the Association's financial reporting process.

Auditor's Responsibilities for the Audit of the Financial Report

Our objectives are to obtain reasonable assurance about whether the financial report as a whole is free from material misstatement, whether due to fraud or error, and to issue an auditor's report that includes our opinion. Reasonable assurance is a high level of assurance, but is not a guarantee that an audit conducted in accordance with Australian Auditing Standards will always detect a material misstatement when it exists. Misstatements can arise from fraud or error and are considered material if, individually or in the aggregate, they could reasonably be expected to influence the economic decisions of users taken on the basis of the financial report.

PO Box 707, West Perth WA 6002
Level 5/72 Kings Park Road, East Perth WA 6004

P 08 9427 1907
E info@relianceauditing.com.au
W www.relianceauditing.com.au

This Report is a document approved under the provisions of the Standards (s) 110 & 111



Naaz Randarife, Director
Chartered Accountant
Registered Company Auditor
2016-2017 Specialist Auditor**

As part of an audit in accordance with the Australian Auditing Standards, we exercise professional judgement and maintain professional scepticism throughout the audit. We also:

- Identify and assess the risks of material misstatement of the financial report, whether due to fraud or error, design and perform audit procedures responsive to those risks, and obtain audit evidence that is sufficient and appropriate to provide a basis for our opinion. The risk of not detecting a material misstatement resulting from fraud is higher than for one resulting from error, as fraud may involve collusion, forgery, intentional omissions, misrepresentations, or the override of internal control.
- Obtain an understanding of internal control relevant to the audit in order to design audit procedures that are appropriate in the circumstances, but not for the purpose of expressing an opinion on the effectiveness of the Association's internal control.
- Evaluate the appropriateness of accounting policies used and the reasonableness of accounting estimates and related disclosures made by the board members.
- Conclude on the appropriateness of the board members' use of the going concern basis of accounting and, based on the audit evidence obtained, whether a material uncertainty exists related to events or conditions that may cast significant doubt on the Association's ability to continue as a going concern. If we conclude that a material uncertainty exists, we are required to draw attention in our auditor's report to the related disclosures in the financial report or, if such disclosures are inadequate, to modify our opinion. Our conclusions are based on the audit evidence obtained up to the date of our auditor's report. However, future events or conditions may cause the Association to cease to continue as a going concern.
- Evaluate the overall presentation, structure and content of the financial report, including the disclosures, and whether the financial report represents the underlying transactions and events in a manner that achieves fair presentation.

We communicate with those charged with governance regarding, among other matters, the planned scope and timing of the audit and significant audit findings, including any significant deficiencies in internal control that we identify during our audit.

Reliance Auditing Services

A handwritten signature in black ink that reads "Naaz Randarife".

Naaz Randarife
Director
Perth
23 February 2018

PO Box 707, West Perth WA 6005
Level 3, 179 Kings Park Road, West Perth WA 6005

p 0 8 6227 977
e info@relianceauditing.com.au
w www.relianceauditing.com.au

Our firm is limited by a scheme approved under Prudential Supervision Legislation

Speedway

Presented by Deborah Scoble and Committee of the SMCWA

SMCWA continues to promote and support solo and sidecar racing in Western Australia. This season, SMCWA:

SMCWA

- Conducted 125cc State Titles and 500cc State Title
- Completed a race season of 13 meetings with divisions including peewee, 125cc Lites (beginner 125cc class), 125cc, 250cc, 500cc and Sidecars
- Hosted International Solo riders and National Sidecar riders for various meetings, increasing traffic through the gate.
- Developed the social media platform with an enhanced website, continued wraps of racing events supported by photography and video clips
- Utilised Live Streaming for all race meetings

Alongside the regular racing season:

- Junior track maintained and pit area improvement for vehicle parking
- Senior track constructed using volunteer labour and in kind donations with equipment
- Senior track licensed for practice
- Construction of the race fence and spectator fence
- Development of spectator area
- Major refurbishment of earthmoving equipment

The aim of the current committee is to see practice events occurring in the winter on the senior track and commencement of racing on the senior track in the 2018-2019 season.

2018 was another great year in the Enduro scene.

State Championships

The 2017 WA State Enduro Championships were decided over a six round series consisting of a 2-day Enduro and four single-day Enduros.

The Trail & Enduro MCC conducted 4 of the rounds with the Rd 1 organised by the Denmark MCC with numbers capped at 130 due to restrictions placed on the organisers by the Water Authority.

Rd 4 was organised by the Ironstone Adventure Riding Club, which provided the event venue, the course layout and assisted with overall organisation. Entry numbers were good and ranged from 98 – 150+ throughout the year.

All events were well coordinated and successfully run, with a good balance of terrain to suit all abilities from the serious competitors to those who ride mostly for fun.

The use of State forests is becoming a larger issue every year. With more and more restrictions being placed on event organisers. This is an area we need to address for the future of the sport, and some initial action was taken this year (see Ironstone Adventure Riding Club below).

Club & Interclub Events

A number of clubs and Private promoters, conducted both club and interclub Enduro's during 2017.

The clubs continue to make extensive use of the one event competition licence and recreational licence, which is a very successful method of introducing casual bush riders to organised motorcycle sport.

The **Trail & Enduro MCC** continue to be the driving force behind senior Enduros in WA, with a current membership in excess of 300 members.

They conducted a wide range of events including traditional Enduros, Enduro Sprints, Cross Country and Natural Terrains. Riders accumulated points from each round to

determine end of year winners across all classes. All of these events made up their club Off-Road Championship.

The non-competitive Trail Class offered at most enduro events, continues to slowly build popularity. This class enters the event at a reduced fee, riding all the Enduro trails but not entering the timed Special Tests. The riders that did ride this class reported they enjoyed the experience. Cancelling the Adventure Rally proved to be costly for attracting new members to the club.

The **Ironstone Adventure Riding Club** ran the 40th Anniversary Capel 200 Dirt Bike rally in July, attracting over 250 entrants. For many, it was their first time participating in an organised motorcycle event.

Even though it was a very wet event, which made for some challenging sections, all riders enjoyed the mix of terrain.

Unfortunately, some significant and unprecedented difficulties were encountered in obtaining DBCA approval for the event, however after the event the Club initiated an organised campaign, with the support of the local Shire and politicians, to engage with DBCA and address their concerns. The outcome of the campaign has been very positive and has resulted in DBCA's commitment to work closely with the Club to ensure a sustainable future for the Capel 200. DBCA is currently being extremely cooperative in the approval process for the 2018 Capel 200, which it is anticipated will also flow on to approval of State Championship Enduro events.

The **Denmark Motorcycle Club** conducted a range of non-competitive activities and also ran a successful interclub enduro from Walpole and was again the host of the first round of the State Enduro Championship.

A number of outlying country clubs, conducted a range of events including Enduros, cross country and pony express style events.

Dirt High Promotions (Willie Thomson) ran a popular 3 round Pony Express series.

The **Offroad Riding Club of WA**, continued to break the norm, by having in excess of 170 riders attending their six round championship.

A number of their members travelled east in 2017 to ride some of the Australian Offroad Riding Championship rounds and the Hattah desert race, with some outstanding results.

This club has continued to produce top level riders, with most of the state's senior expert riders coming through the Junior ranks.

In conclusion –

Congratulations to the State Enduro Champions and a big thank you to the members of all clubs involved in the Enduro discipline.

We would like to acknowledge Collin Jennings for his tireless work for the Enduro discipline. Collin has been an Enduro Panel member for the last 37 years and is still a major contributor to the sport.

Road Racing

Presented by Denise Stronach

Modern road racing in WA continues to be non-existent in 2017 with the closure of Barbagallo Raceway to motorcycle activities since November the 7th 2016 after the Hall Report draft was issued to DSR and the WA Sporting Car Club (Managers of Barbagallo Raceway). To date the track has not been opened to any motorcycle activities and during 2017 there was very little progress by the main governing bodies.

A working party was formed by members of various coaching groups to work with the WASCC to come up with a speed management solution that would allow motorcycle coaching courses to return to Barbagallo. Unfortunately, this did not eventuate into a positive outcome.

The year resulted in only 4 RidedaysWA Coaching days held at the Collie Circuit.

During the maintenance shutdown of Barbagallo Raceway in January 2018 the WASCC completed the moving of the wall back at Turn 6 (basin) and placed an arrester bed outside of Turn 5 (skyline).

On January 30th the Minister of Sport called a meeting of all parties involved to discuss the Barbagallo situation with the main topic of discussion being Turn 3. MA President provided WASCC appointed engineer Steve Brake a draft copy of MA's updated guidelines. These are not yet locked away as they are currently under engineering review. For the esses (turn 1 exit to turn 4 entry) Steve Brake spoke of the chicane proposal by Chris Hall not being feasible. The speeds through that section are still considered high by Steve despite some chicanes in place. MA's President suggested an option at turn 3 would be to move the wall back 40 metres and install an arrester bed. And, if you include an air fence he sees that being suitable for 10+ years. This poses a risk to the WASCC and will greatly impact on spectator viewing area for the Supercars. As well as what was actually under the manmade hill itself. DSR requested that WASCC obtain a geotechnical engineer report done on the spectator mound.

MCRCWA as a promoter offered to put together administrative controls to address the turn 3 speed issue for Rider Training only (RidedaysWA & Trakdayz) to return. This was agreed in principle by all and as a viable option by MA & MWA. With the required speed data from Steve Brake MCRCWA has worked with Trakdayz, MA & MWA to produce a Turn 3 Speed Management proposal. This has now been provided to MA & MWA and a follow-up Track Inspection was carried out on March 19th.

Despite the possibility of Rider Training returning under administrative controls, racing will not return to Barbagallo in 2018.

With the Collie South West Motoring complex moving towards a completed extension to the track, modern road racing will take place in 2018 at the Collie Circuit. Available track time at this circuit is very limited but it is hoped competitors will return to the sport. This closure has had a damning effect on the sport of road racing, not only to the major stakeholder the Motorcycle Racing Club of WA, but its membership, competitors, volunteers and also many companies who supplied services to the sport.

On the 8th January 2018 the MWA Road Race Panel met to discuss and provide State RR Championship Regulations for Superbikes, Supersport, Production (including a Women's Championship), 125GP and Sidecars. These have been approved and the first State Championship round will run at Collie on April 15th, provided the required number of competitors return to the sport.

With only 2 Historic panel members it's become difficult to run. We have discussed all of the 2017 steward reports and the club has acted on our advice.

The Vintage motocross club is more aligned with motocross and is probably looking at their guidelines.

The Historic road races are getting around 100 entries to their race days, and with 100 to 120 to the tuning days. This day is open to all bikes, they are also running some come and try days for Juniors and bikes over 20 years old to first time races licence holders.

The panel has been involved with the Clerk of Course on pre race day track inspections, to give a riders input of possible concerns that riders could have. For example step off from track to runoff areas, weeds on the side of the track, wheel ruts that been made on wet days then dries hard in fine weather.

The new Collie long track will be a great venue for motorcycle activities when it's open, giving Collie 2 tracks to ride on.

HCMC Overview by Bob Humphrey

With our rider numbers increasing and promoting the 'Make Smoking History' State Championships after a long break for this event, our club is in a good position for the future.

We have one of our committee members Ben Barker on the board of the Collie Motorplex as vice Chairman, Ben is doing a sterling job for motor cycle road racing.

We are planning 8 events this year, 7 over 2 days. and the State Championships over 3 days.

We are also looking forward to 2019 with a major event booked in for the Queens Birthday weekend.

Financially the HCMC remains in a sound position,

Our successful presentation night is moving to a new venue this year, the East Fremantle yacht club.

At the MWA Trophy night Maureen Davey won the 2017 Outstanding Woman involved

in the Sport award. for her massive behind the scenes efforts.

We have introduced a Women's Handicap race, the inaugural event was at our first meeting in March.

Our Committee members are all of one mind, and club members are reaping the benefits of their efforts.

There are two TRIALS clubs in Western Australia, AJS and Pathfinders. As we are a small sport, our memberships increase slowly every year. A lot of people show interest and would like to try Trials but do not commit.

Last year both clubs set up an on line membership and entry for events. Riders are not adjusting to this quickly and are still applying on the day of the event. Last year, we had nine club members doing their Level One course. We are trying to get them to step up this year as we are struggling to fill the officials positions for events. We also helped with our club officials with Working with Children clearances.

We are not getting people to volunteer at events. Where Motocross need flag marshalls, Trials needs observers. We tried riders giving up their one ride to observe an event or supply a person to take their place. About thirty percent of riders refused to participate in this. We are still struggling to find how to get helpers to observe.

Each year, it is getting harder to get funding to run events. Last year the PFMCC ran the

WA State Championships and had to keep it low key, absorbing the cost of the event. This is one of the reasons why we have not applied to run a Nationals over in WA.

As we don't have a track to run our events, we have to rely on private land owners. Over the years we are losing these properties as the owners are selling up and the new owners do not want any motorcycles on their land. To look for new properties, we are finding that we have to go further out of the Metro area.

This month, Moto Dynamics ran the X Trial at HBF Stadium. All riders competed with outstanding performances. They put on a great show for the crowd.

We know that as a club not every one is happy with some of the rules from the governing bodies but they are there to protect and keep us safe so we can enjoy our sport.

We would like to thank the ladies at the MWA for all their help last year and looking forward to working with them again this year.

Motocross Report

Presented by Paul Bagnall

2017 Saw a complete renewal of the MX sporting panel who have been working hard on several priority areas.

The state championships for motocross in 2017 saw reduced numbers, averagely 120 riders in the junior divisions, which is a worrying trend and seems to be reflected in attendance at most events.

The senior divisions have carried on with the format of single class championship events and numbers held steady for the complete championship with an average of 135 riders at each round.

For 2018 the MX Panel decided to recommend running mostly double header weekends for the state championships with Juniors competing on the Saturday and Seniors on the Sunday at four of the rounds with the aims of freeing up more weekends for club calendars and creating a larger profile event. The entries for the first round of the 2018 state championships look promising with approximately 150 junior riders and 168 Senior riders attending.

Changes to the format of the state motocross series has included

- re-introduction of the 50cc demo class at every round
- Junior quads being included in every round
- An additional class for junior girls 65cc/85cc SW
- Combined age groups for 125cc and 250F to create a single class for each capacity
- Introduction of a masters category (over 45yrs) in seniors
- Women's class held over six rounds

Initial impressions are that most of the changes have been well received

The number of clubs running Open motocross events has reduced and some of those events have seen reduced numbers partly because it has become acceptable for

clubs to run minor events or ride days in competition with each other. It is felt that this trend, if continued will see further reductions in clubs putting on open events (particularly in the senior ranks as with the non-affiliation of Noble Falls and AJS there is now no senior only MX club within MWA) and is an area that the panel will be looking to see improved in 2018

The end of 2017 saw three more motocross clubs decide not to renew their affiliation with MWA and the MX panel is concerned that without some significant changes in structure and leadership of the organisation, this could be repeated at the end of 2018

In 2018 the MX sporting panel will continue to focus on

- Improving the structure of the state mx series with the aim of making it even bigger and better
- Reviewing the grading system so as to make it simpler and achieve a better balance of A, B & C grade riders
- Improving calendar co-operation between clubs to provide a more even spread of events that don't clash unnecessarily

Women's Committee Report

Presented by Tracy Simpson

It can only be described as an outstanding year for the Motorcycling Western Australia Women's committee after being awarded the highest accolade in the world, the FIM Women in Motorcycling award. It was fantastic to receive recognition for the work of the MWA W committee in supporting women in the sport in Western Australia. Committee members Tracy Simpson and Chelsea Blakers travelled to Andorra for the Annual FIM Awards ceremony to receive the award on behalf of the MWA W committee and noted that the award not only recognised the work of the committee, but of the whole organisation from the Board, to management, to the clubs, riders and volunteers who all support the women in the sport.

The committee kicked the 2017 year off with a massive fundraiser at Bunnings to support the National Sponsorship program, the committee organised several 'girls day out' motocross events which were very successful and saw a number of new riders come along and meet like minded people. Later in the year the Chain Reaction interclub was a great event shared with the vet riders and the first ever Chain Reaction 65 cc Cup which was taken out by Leah Rimbas.

2017 saw the first ever introduction of a women's class at the iconic Manjimup 15000, a big thankyou to promoter Dirt High and Willie Thompson for supporting the women at this event. WA Assett - The Bathroom Renovators came on board a major sponsor of the women and an amazing 29 women lined up at the gate for a great day of racing. It was certainly inspiring to see all the women on the gate in one of the biggest womens events in the country.

Nationally, Western Australia hosted the Supermoto Australian Championships and saw record numbers of women competing in the

event with WA's Jess Boujos take out back to back Australian titles. Similarly in Jnr MX, TJ OHare was also crowned Australian Champion for the second year in a row following an outstanding year. The ATV nationals produced another win for WA which saw Brooke Hollins crowned dual Australian champion, the first time a female has been crowned in two disciplines in ATV. A record number of women travelled to Cooloom for the Australian Women's MX Championships with solid results and several riders coming within the top 10 and WA's Jess Moore narrowly missing out on back to back championships and taking out 2nd place in the event. Western Australian women continue to have outstanding success on the national stage, fantastic.

During 2017, the MWA W committee continued to support the growth of women in the sport in all areas by lifting the profile of women and girls who enjoy riding their motorbikes and continuing to advocate on behalf of women and girls to ensure that they are offered more opportunities. It was great to see so many news articles coming in from all the disciplines about women and girls participating in events and sharing their journeys in the rider profiles. Further to that it is great to see that sponsors are now providing more opportunities to women in WA with many of the MX teams now having a female rider in their teams. This also provides an opportunity for the women to showcase themselves as professionals and role models to the younger girls and other women out there who are considering entering the sport.

The MWA W Annual awards presented at the Night of Champions recognised some of the outstanding achievements of women in the sport in WA. The Outstanding woman in sport in WA was awarded to Maureen Davey from the Historic

Road Racing Club for her many years supporting the sport and always welcoming new people into the sport. The Rider recognition award was presented to Quad rider, Jemma Merrylees for her outstanding success in racing over the years and dedication to the sport.

and sponsors that continue to support women in this exciting sport and look forward to bigger and better things in the future.

Moving forward into the coming year, the MWA W committee are focussing on continuing to introduce women and girls to the sport through the ride days and an increased focus on juniors and also coaching opportunities in all disciplines. It is hoped that with the opening of the new track at Collie and the return to riding at Jack's Hill, the committee can support the growth of women in the road racing into the future and to also support the continued growth in supermoto. The enduro disciplines are working with the committee to offer coaching events and have two women competing as part of the WA team heading to the 4 day event coming up soon.

This year the Australian Women's MX championships has grown to be a two event series, with WA being allocated the first round at Manjimup. The Manjimup club are supporting our WA women by offering MWA W an opportunity to conduct a coaching day in preparation for the event. The WA Women's State MX Championships has increased to 6 rounds and the WAMX jnr girls state championships now includes the 65-85 class. The Annual awards will continue to be a stand out piece for the committee and we will continue to fundraise to offer support to those women and girls travelling to compete at National Women's championships in all disciplines.

The whole motorcycling community in Western Australia is responsible for the growth and support of women in the sport and now have been recognised throughout the world for their leadership and advocacy of women in this state. The MWA Women's committee would like to extend congratulations and heartfelt thankyou to all the clubs, volunteers, riders, support people

State Championship Results

2017

ENDURO

E1

- 1st Jared Connor
- 2nd Anthony Fazioli
- 3rd Daniel Rodgers

E2

- 1st Darren Rudling
- 2nd Max Vlasich
- 3rd Ben Lawton

Woman's

- 1st Bronwyn Aplin
- 2nd Rebecca Reid
- 3rd Cara Potts

Veterans

- 1st David Langstone
- 2nd Gregory Ross
- 3rd Joshua Treasure

Masters

- 1st Franz Moser
- 2nd Martin Fowler
- 3rd Dean Voss

SPEEDWAY 2015/2016

9-u16 Solo 125cc

- 1st Keynan Rew
- 2nd Brad Gordon
- 3rd Luke Killeen

U21 Solo 500cc

- 1st Blake Russell
- 2nd Jack Smith
- 3rd Matt Marson

SNR Solo 500cc

- 1st Cameron Heeps
- 2nd Blake Russell
- 3rd Daniel Winchester

Sidecar

- 1st Russell Mitchell/ Andy Gajek
- 2nd Jeff Bishop/ Daniel Bishop
- 3rd Joshua Wells /Corey Blackman

ROAD RACE

125cc Solo Machine

- 1st Callum O'Brien
- 2nd Adam Haines
- 3rd Hayden Treversh

HISTORIC ROAD RACING

Period 3 Formula 700

- 1st Shaun Oliver Senior
- 2nd John Pitcher
- 3rd Marco Vittino

Period 4 Post Classic Junior

- 1st Paul Smith
- 2nd Tony Logan
- 3rd Chris Gammidge

Period 4 Post Classic Formula 750

- 1st Colin Boujos
- 2nd Bob Hull
- 3rd No Place Getter

Period 4 Post Classic Sidecars

- 1st Kevin Webb & Martyn Dunbar-Stuart
- 2nd No Place Getter
- 3rd No Place Getter

Period 5 Forgotten Era formula 750

- 1st Ben Barker
- 2nd Paul Pickford
- 3rd No Place Getter

Period 5 Forgotten Era Unlimited

- 1st Tony Hynes
- 2nd Daniel Barson
- 3rd David Gapes

Period 5 Forgotten Era Junior

- 1st Steve Crane
- 2nd Brian Richardson
- 3rd Chris Sullivan

Period 6 New Era formula 750

- 1st Leigh Boujos
- 2nd Daniel Barson
- 3rd Anthony Bann

2017 ANNUAL REPORT

Period 6 New Era Lightweight

1st Matt Powell
2nd Steve Crane
3rd Bob Hull

Period 6 New Era Senior

1st Tony Hynes
2nd Matt Powell
3rd Scott Topping

Period 6 new Era Production 250

1st Richard Langdon
2nd Tony Hynes
3rd Paul Smith

Thunderbikes

1st Bernard Shanahan
2nd Michael King
3rd Rod Morrison

MX1 Championship

1st Dean Porter
2nd Michael Mahon
3rd Chris Ruttico

MX2 Championship

1st David Birch
2nd Josh Adams
3rd Mitchell Outram

Women's Championship

1st Jessica Moore
2nd Hannah Bagnall
3rd Lily Kent

Quad Championship

1st Chris Bosnakis
2nd Blake Croonen
3rd Shaun Woodhead

Veterans Championship

1st Trevor Unstead
2nd Rex Brown
3rd Paul Smithson

JUNIOR MOTOCROSS

50cc Auto 7-U9

1st Seth Shackleton
2nd Sonny Pellicano
3rd Declan McGhee

65cc 7 - U10 years

1st Seth Shackleton

2nd Kayden Minear
3rd Kia McGinty

65cc 10 - U12 years

1st Deacon Paice
2nd Seth Clark
3rd Tate Paganini

85cc 2 Stroke & 150cc 4 Stroke 9 - U12

1st Dylan Walsh
2nd Deacon Paice
3rd Seth Clark

85cc 2 Stroke & 150cc 4 Stroke 12 - U16 years

1st Seth Manual
2nd Conan Forrester
3rd Brock Flynn

100cc to 125cc 2 Stroke 13 -U 15 years

1st Corben Weinert
2nd Conan Forrester
3rd Seth Manuel

100cc to 125cc 2 Stroke 15 years

1st Jacob Daniels
2nd Tahlia O'Hare
3rd Troy Austin

1280cc to 150cc 2 Stroke & 200cc to 250cc 4 Stroke 13 -U16 years

1st Corben Weinert
2nd Joe Di Giulio
3rd Jacob Daniels

60cc to 90cc 2 stroke & 85cc to 125ccc 4 stroke - Comp 8-U12 years

1st Harlee Young
2nd Nichole McDonnell
3rd Kiera-Lily Buckley

60cc to 90cc 2 Stroke & 85cc to 110cc 4 Stroke Limited 7-U11 years

1st Deegan Lough
2nd Keenan Murphy
3rd Azmin Pearse

Up to 200cc 2 Stroke & 250cc 4 Stroke Competition 12-U16 years

1st Jae Dowsett
2nd Caelan Campione
3rd Jakob Bosustow

2017 ANNUAL REPORT

MOTOTRIALS

A Grade

- 1st Neil Price
- 2nd Grant Morris
- 3rd Craig Austin

B Grade

- 1st Scott Morris
- 2nd Steve Barrington
- 3rd Sam Lloyd-Cox

C Grade

- 1st Rhys Dundon
- 2nd John Dundon
- 3rd Sean Steffanoni

Veterans

- 1st Barry Barton
- 2nd Simon Price
- 3rd Paul Kearns

Clubman Solo

- 1st Ian Coates
- 2nd Ben Walling
- 3rd Peter Hamer

Sidecar

- 1st Glenn Ursino / Kevin Reynolds
- 2nd Leo Nolan/ Stephanie Healey
- 3rd Stephen Lloyd-Cox/ Katie Letton



2017

CALENDAR

MOTORCYCLING WESTERN AUSTRALIA EVENTS

		DISCIPLINE	EVENT	LOCATION
FEB	Fri	Motocross	Summer Cross Junior Open	Coastal Park - Henderson
	Sat	Motocross	Summer Cross Senior Open	Coastal Park - Henderson
	Sat	Trial	National X-Trial	HBF Stadium - MT Claremont
MAR	Sat	Motocross	Golden Wheel Junior Open	Ken Marshall Complex - Kalgoorlie
	Sat	Motocross	Newman Memorial - Junior open	Echo Park - Newman
	Sun	Motocross	Golden Wheel Senior Open	Ken Marshall Complex - Kalgoorlie
	Sun	Motocross	Newman Memorial - Senior Open	Echo Park - Newman
APR	Sat	Motocross	State Junior MX Championship Rd 1	Ken Marshall Complex - Kalgoorlie
	Sun	Motocross	State Senior MX Championship Rd 1	Ken Marshall Complex - Kalgoorlie
	Sat	Enduro	Gascoyne Dash	Carnarvon
	Sun	Enduro	Gascoyne Dash	Carnarvon
	Sun	Enduro	State Senior Enduro Championship Rd 1	Walpole
	Sun	Motocross	Lightweight Jnr Snr Open	Hendley Park - Byford
MAY	Sat	Motocross	Chidlow Challenge - Junior Open	Eric Walter Park - Chidlow
	Sun	Motocross	Chidlow Challenge - Junior Open	Eric Walter Park - Chidlow
	Sun	Motocross	State Senior MX Championship Rd 2	Hendley Park - Byford
	Sat	Enduro	Adventure Rally	Mornington
	Sun	Enduro	Adventure Rally	Mornington
	Sun	Motocross	State Junior MX Championship Rd 2	Shrubland Park - Bunbury
JUN	Sat	Motocross	Manjimup 15000 - Junior open	Cosy Creek - Manjimup
	Sun	Motocross	Manjimup 15000 - Senior Open	Cosy Creek - Manjimup
	Sun	Enduro	State Senior Enduro Championship Rd 2	Busselton
	Mon	Enduro	State Senior Enduro Championship Rd 3	Busselton
	Sun	Motocross	State Senior MX Championship Rd 3	Wanneroo Park - Wanneroo
	Sun	Motocross	State Junior MX Championship Rd 3	Stockton Park - Collie
JUL	Sat	Enduro	Capel Dirt Bike Rally	Capel
	Sun	Enduro	State Senior Enduro Championship Rd 4	Capel
	Sat	Enduro	Brookton Pony Express Junior Rd 1	Brookton
	Sun	Enduro	Brookton Pony Express Senior Rd 1	Brookton
	Sun	Motocross	State Senior MX Championship Rd 4	Ullinga Park - Beverley
	Sun	Motocross	Eric Walter Cup - Junior Open	Eric Walter Park - Chidlow
	Sun	Motocross	State Junior MX Championship Rd 4	Eric Walter Park - Chidlow
AUG	Sat	Motocross	Kid of the Cross - Junior Open	Richie Kings Memorial Park - Southern Cross
	Sat	Enduro	Brookton Pony Express Junior Rd 2	Brookton
	Sun	Motocross	King of the Cross - Senior Open	Richie Kings Memorial Park - Southern Cross
	Sun	Enduro	Brookton Pony Express Senior Rd 2	Brookton
	Sun	Motocross	State Junior MX Championship Rd 5	Hendley Park - Byford
	Sun	Motocross	State Senior MX Championship Rd 5	Shrubland Park - Bunbury
SEP	Sat	Enduro	Brookton Pony Express Junior Rd 3	Brookton
	Sun	Enduro	Brookton Pony Express Senior Rd 3	Brookton
	Sun	Motocross	Kid of the Sand - Junior Open	Pinjar Park - Wanneroo
	Sat	Enduro	Southern Cross 2 day Enduro	Southern Cross
	Sun	Enduro	Southern Cross 2 day Enduro	Southern Cross
	Sun	Trial	State Championship Trial	TBA
	Sat	Motocross	State Junior MX Championship Rd 6	Coastal Park - Henderson
	Fri	All	Motorcycling WA Night of Champions	Esplanade Hotel - Fremantle
	Sun	Motocross	State Senior MX Championship Rd 6	Coastal Park - Henderson
	Sun	Enduro	State Senior Enduro Championship Rd 5	Manjimup
Mon	Enduro	State Senior Enduro Championship Rd 6	Manjimup	
OCT	Sun	Motocross	Back to Wanneroo - Jnr Snr Interclub	Pinjar Park - Wanneroo
NOV	Sat	Supermoto	National Supermoto & Minimoto Championship	Wanneroo
	Sun	Supermoto	National Supermoto & Minimoto Championship	Wanneroo
DEC	Sat	Motocross	ArenaCross Jnr Snr Open	Hendley Park - Byford

CONTACT:
 PH: 08 9371 5333
 FAX: 08 9371 5311
 mail@motorcyclingwa.org.au
 www.motorcyclingwa.org.au
 PO BOX 475 Maylands WA 6931





